

# UNIVERSITY OF KENTUCKY BOARD OF TRUSTEES

Kirsten Turner, Vice President for Student Success

Scott Lephart, Dean, College of Health Sciences



# **PROJECT ACCELERATE**

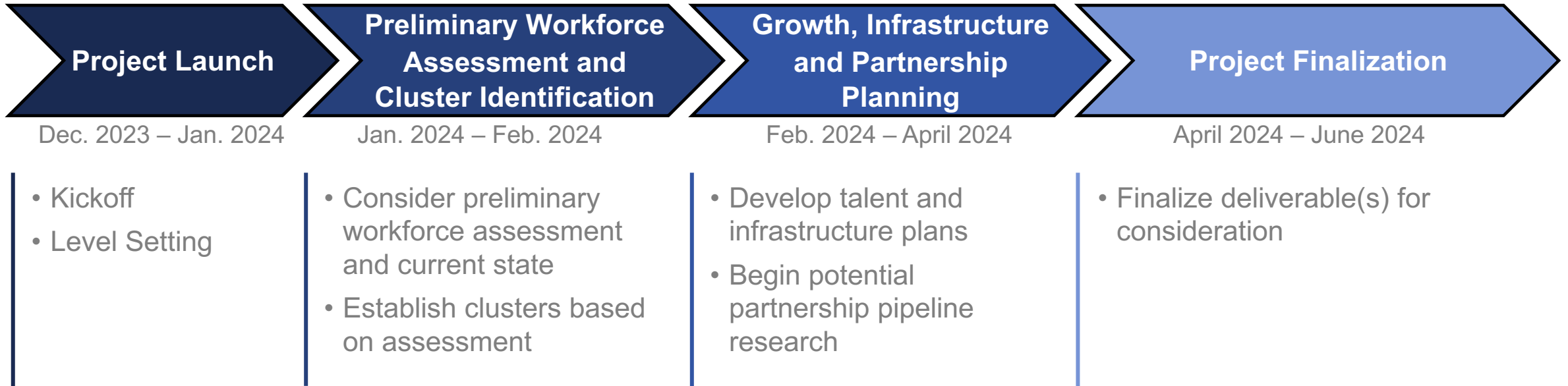
**ACCELERATE GROWTH TO DO MORE AND BE MORE FOR KENTUCKY**

Work Group 1: More Educated Kentuckians

## Charge per CR1

Continuing strategic and thoughtful enrollment growth, focused on the workforce needs of Kentucky and developing ways through comprehensive planning efforts that align UK's full complement of disciplines, our health and research enterprises and new and strengthened partnerships with schools, government, corporations and industry to incentivize students to live and work in Kentucky following graduation.

# Work Group Timeline



# Preliminary Workforce Analysis: Methodology

- Research conducted to align occupational demands to knowledge areas through data-driven assessment



Note: For the purposes of this work, Knowledge Areas include knowledge and/or competency in specific domains and areas of work for potential success in a given sector.

\*Source: UK Institutional Research, Analytics and Decision Support (IRADS), Kentucky Center for Statistics, National Center for Education Statistics

## WORK GROUP 1: MORE EDUCATED KENTUCKIANS

# Preliminary Workforce Analysis

**5.7%**

---

Projected employment  
growth in Kentucky  
(2021-2031)  
(1.9M jobs to 2.0M)

**80%**

---

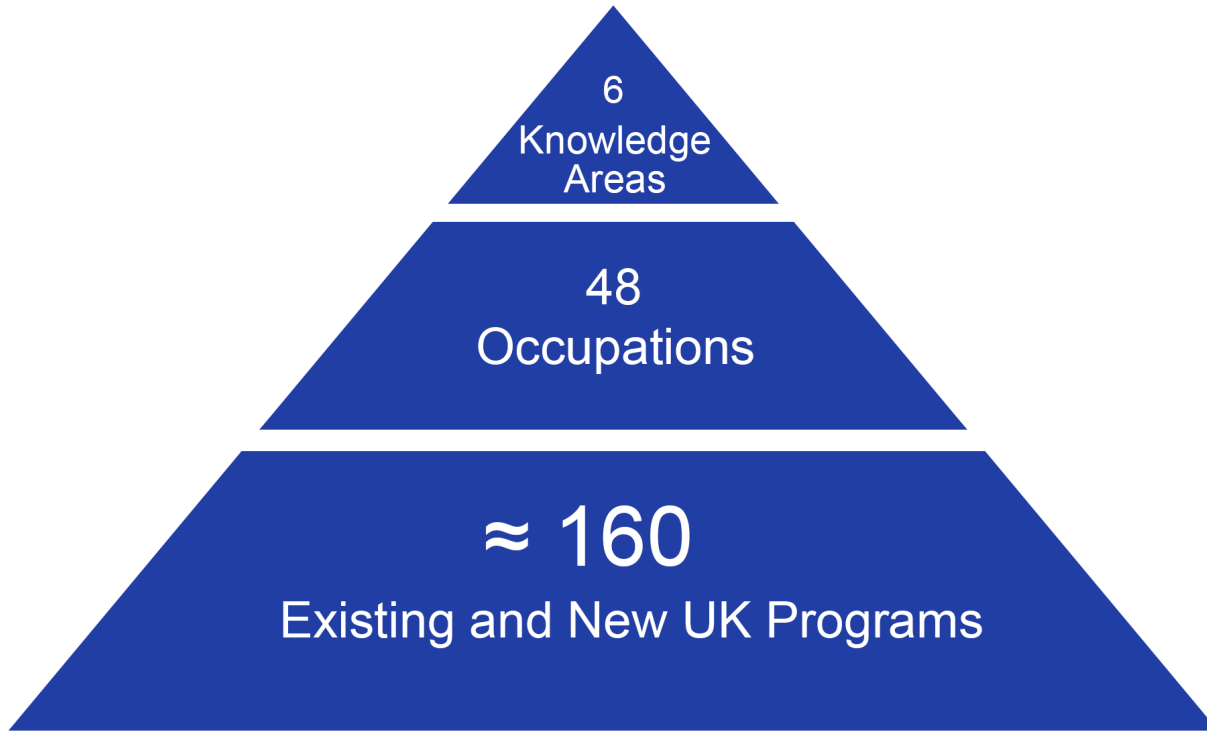
Six (6) of 33 Knowledge  
Areas account for 80% of all  
projected employment  
demand in Kentucky  
(2021-2031)  
(70.6K out of 88.6K)

Employment is projected to grow at the fastest rate for occupations requiring at least a master's degree.

Source: UK Institutional Research, Analytics and Decision Support (IRADS), Kentucky Center for Statistics, National Center for Education Statistics

## WORK GROUP 1: MORE EDUCATED KENTUCKIANS

# Preliminary Workforce Analysis: Alignment with Kentucky

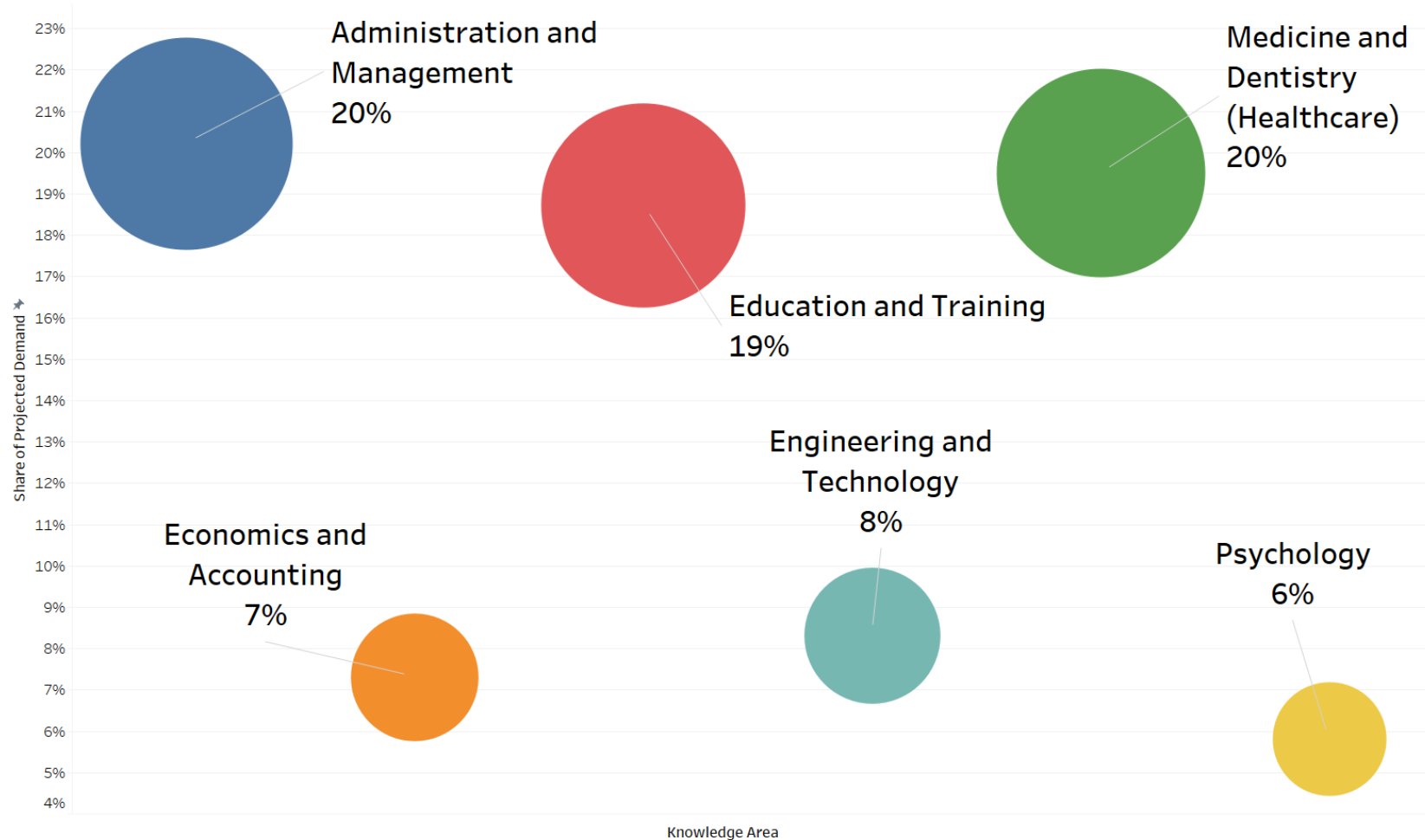


Within each target occupation, University of Kentucky enrollment and national degrees awarded were analyzed for the associated institutional programs.

## WORK GROUP 1: MORE EDUCATED KENTUCKIANS

# Preliminary Workforce Analysis

Preliminary Knowledge Areas





# Preliminary Workforce Analysis: Initial Occupational Prioritization

## Administration and Management

Top Examples:

- General and Operations Managers
- Project Management Specialists
- Medical and Health Services Managers

## Economics and Accounting

Top Examples:

- Accountants and Auditors
- Human Resource Specialists
- Market Research Analysts and Marketing Specialists

## Education and Training

Top Examples:

- Elementary School Teachers
- Secondary School Teachers
- Middle School Teachers

## Engineering and Technology

Top Examples:

- Software Developers
- Industrial Engineers
- Mechanical Engineers

## Medicine and Dentistry (Healthcare)

Top Examples:

- Registered Nurses
- Nurse Practitioners
- Medical Dosimetrists

## Psychology-Focused

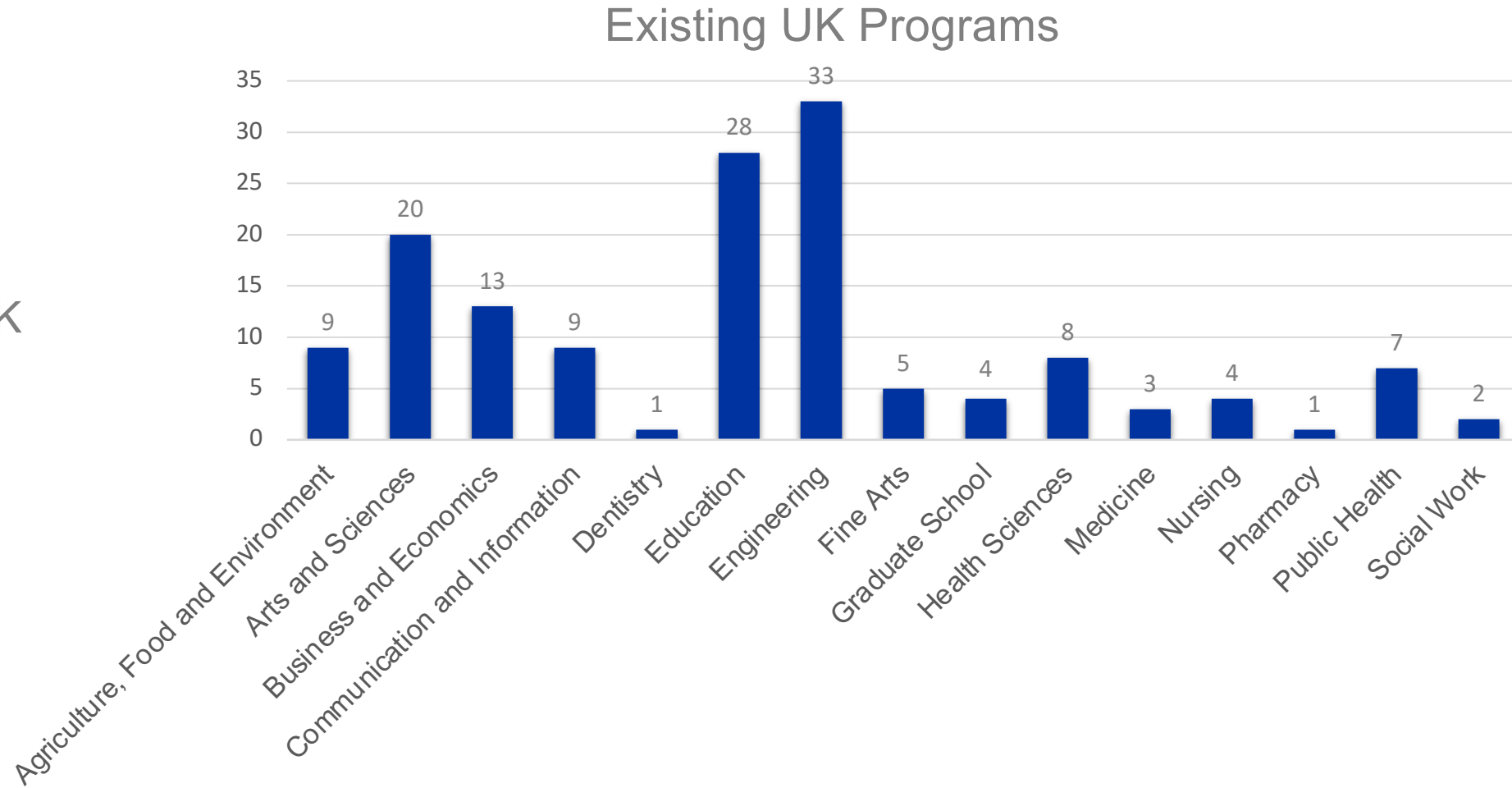
Top Examples:

- Mental Health Counselors
- Child, Family and School Social Workers
- Speech-Language Pathologists

## WORK GROUP 1: MORE EDUCATED KENTUCKIANS

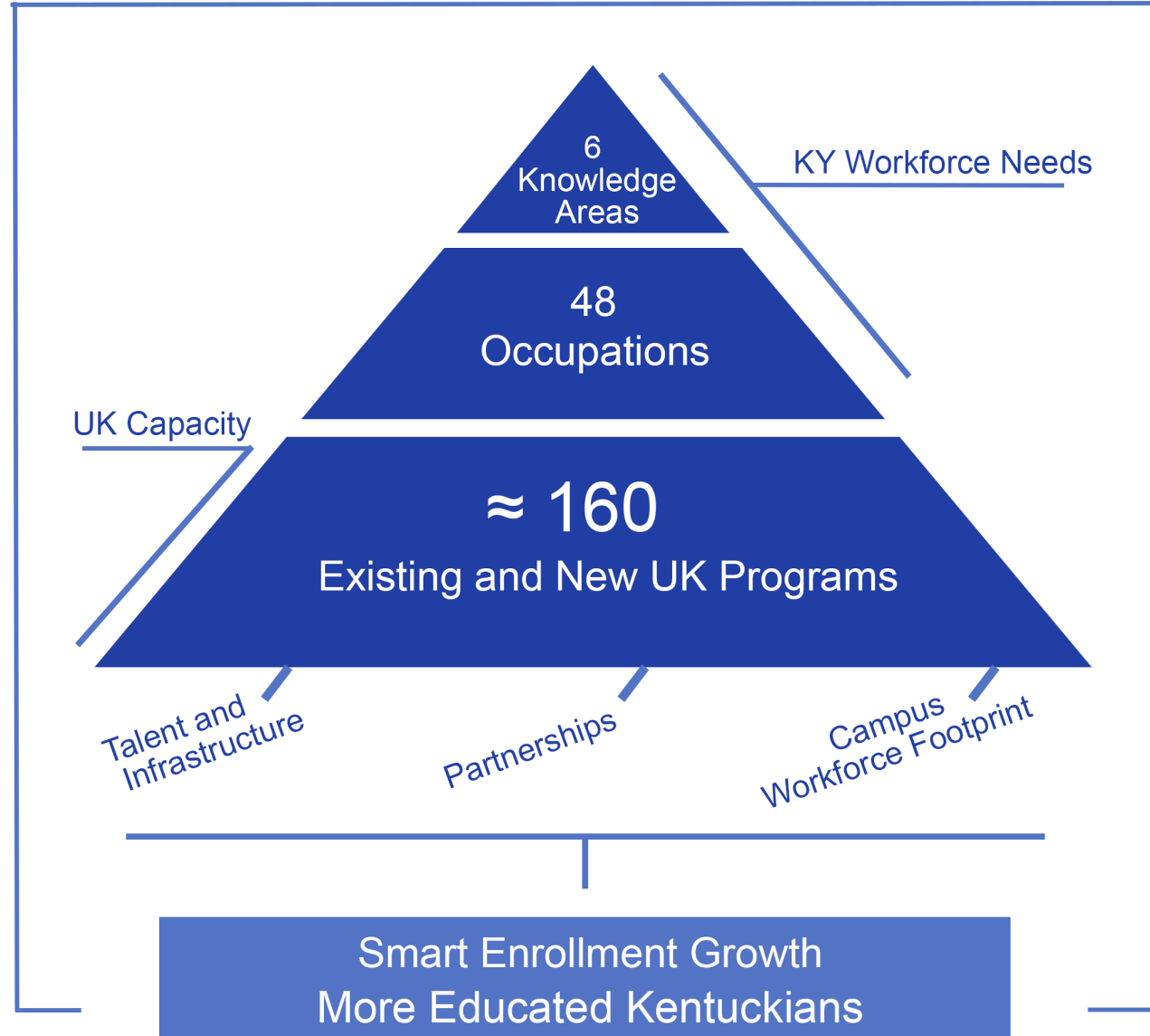
# Preliminary Workforce Analysis: Alignment with University of Kentucky

Based on a preliminary analysis of the existing UK Programs, this is a breakdown by College.



## WORK GROUP 1: MORE EDUCATED KENTUCKIANS

# Summary Work Group Deliverables



## Next Steps

For the April Board of Trustees meeting:

- Report on knowledge area clusters and preliminary talent and infrastructure plans.

# QUESTIONS

