

GRADUATE EDUCATION

Dr. Susan Carvalho

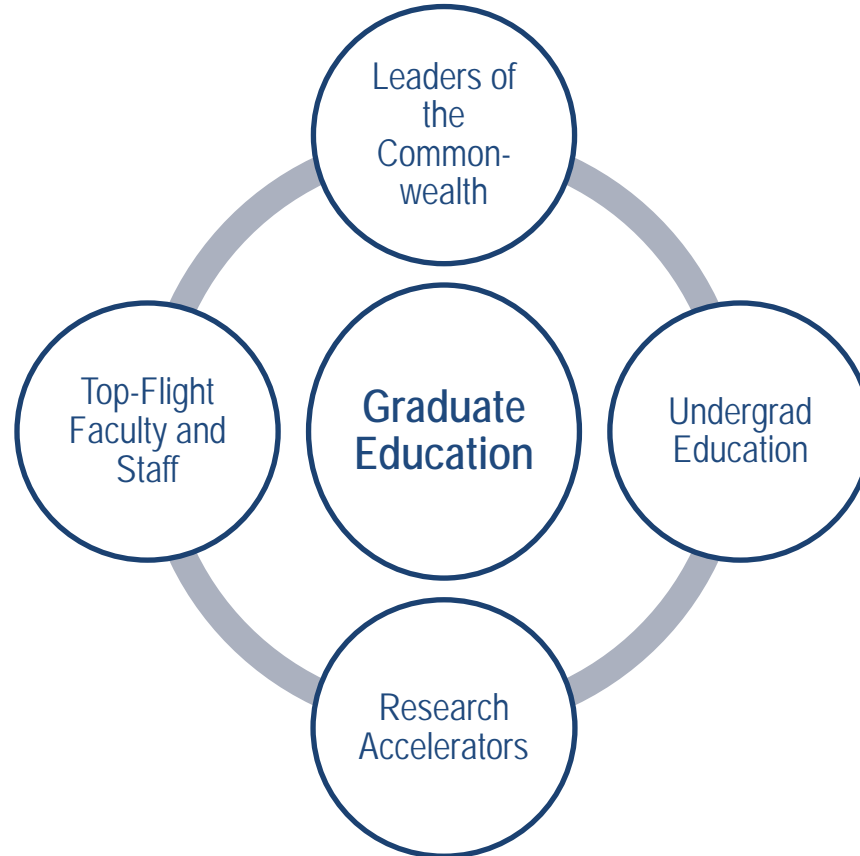
Interim Dean and Associate Provost of the Graduate School



Strengthen the quality and distinctiveness of our graduate programs to transform our students into accomplished scholars and professionals who contribute to the Commonwealth, the nation, and the world through their research and discovery, creative endeavors, teaching, and service.

Graduate Education

Graduate Education and Core Missions





- I. Recruit and retain outstanding graduate students from all backgrounds.
- II. Invest in graduate programs that have distinctive synergy with UK's research priorities and/or whose graduate students demonstrate excellence at the national or global levels.
- III. Elevate the quality and richness of the graduate student experience and increase the national competitiveness of UK's graduate programs.



- I. Recruit and retain outstanding graduate students from all backgrounds.
 - Competitive support packages for students who work on behalf of the campus (e.g., labs, teaching)
 - Welcoming environment (e.g., climate, inclusion, diversity)
 - Recruitment strategies that highlight UK's strengths in research and interdisciplinarity



- II. Invest in graduate programs that have distinctive synergy with UK's research priorities and/or whose graduate students demonstrate excellence at the national or global levels.
 - Enhance program-level flexibility to achieve goals
 - Use academic excellence measures to guide program growth



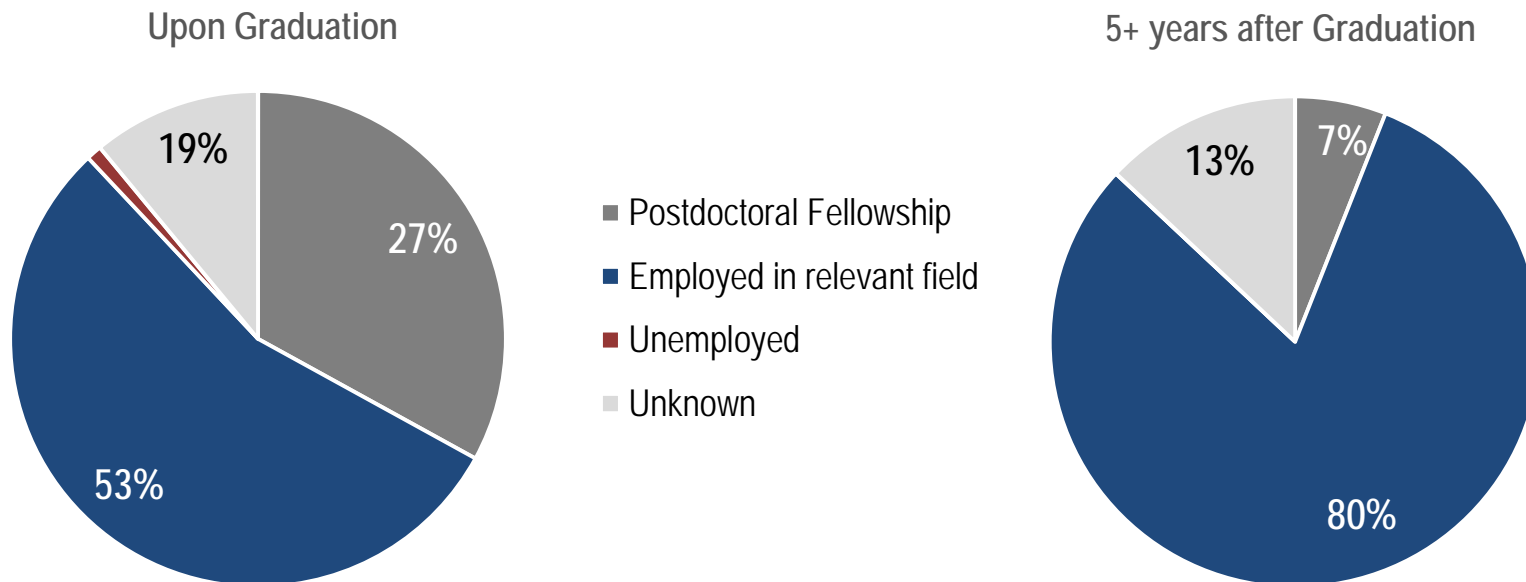
- III. Elevate the quality and richness of the graduate student experience and increase the national competitiveness of UK's graduate programs.
 - Enhance professional development beyond the academic area
 - a. Leadership
 - b. Management
 - c. Communication
 - d. Diversity of occupations
 - Provide broad career planning/placement services tailored to graduate students

Graduate Education

Job Placement Statistics



Data shows that our doctoral students are building successful careers after leaving UK¹.



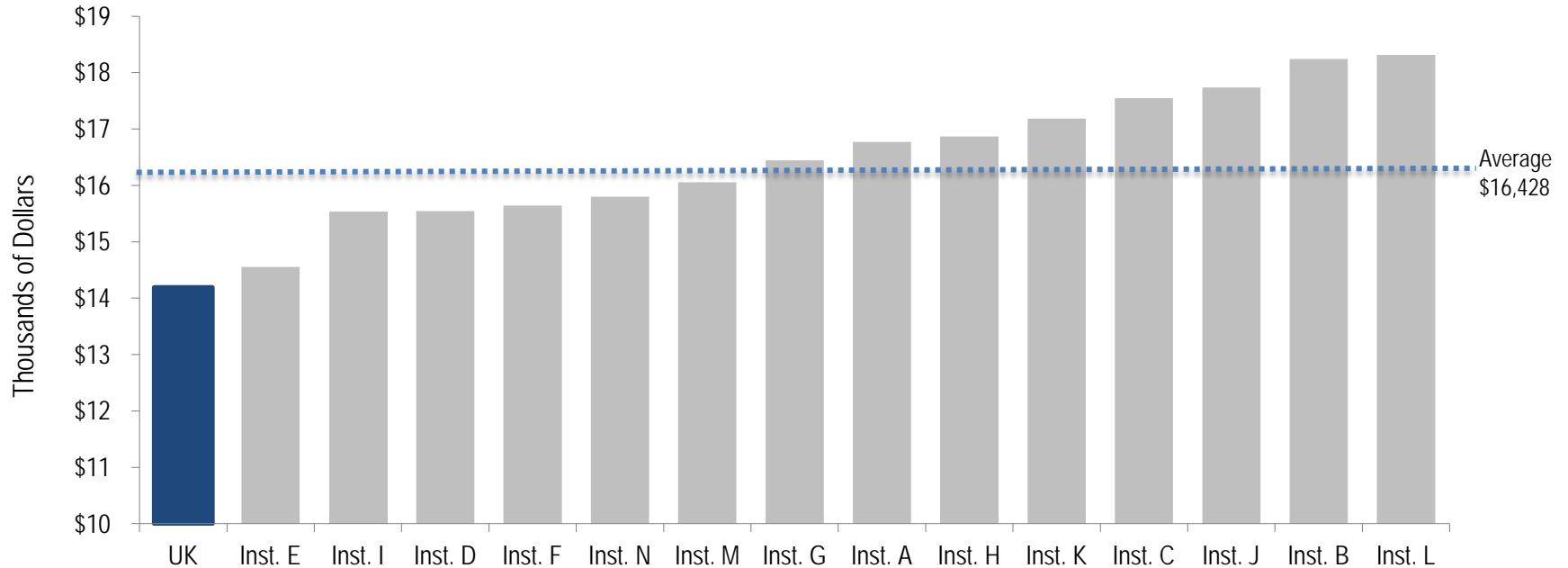
Note 1: Data are based on doctoral students who graduated between 12/2004 and 12/2014.

Graduate Education

Graduate Student Stipends

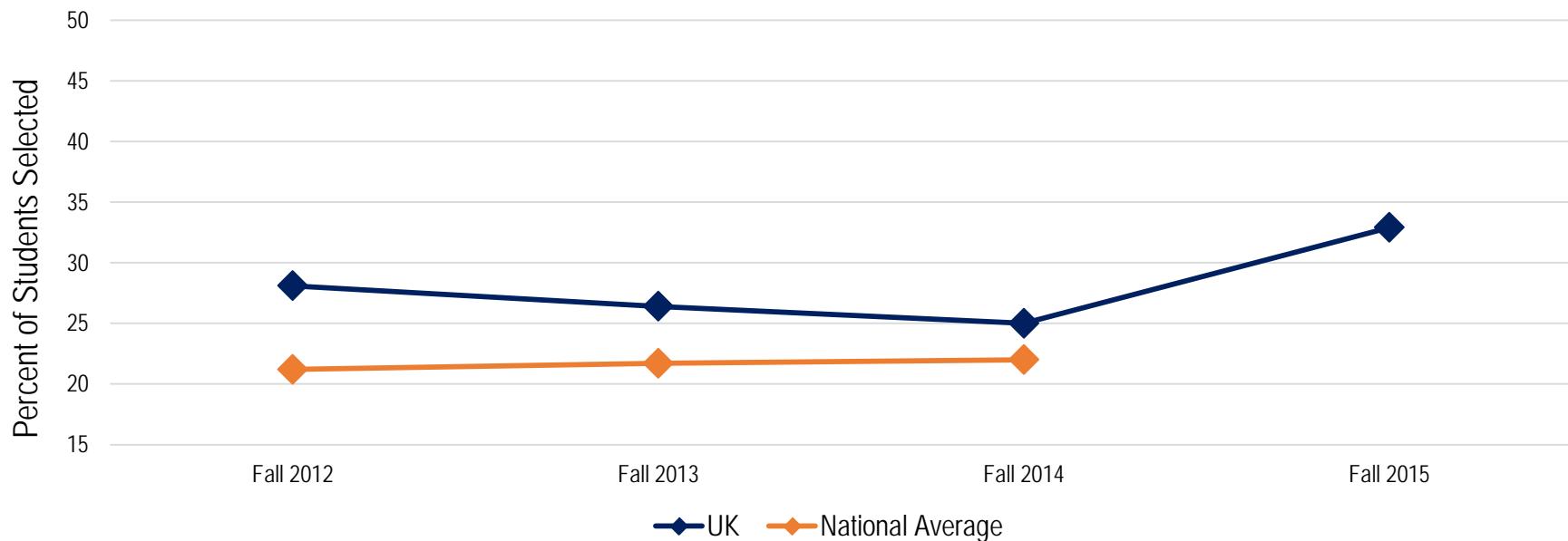


UK versus Big 10 institutions¹



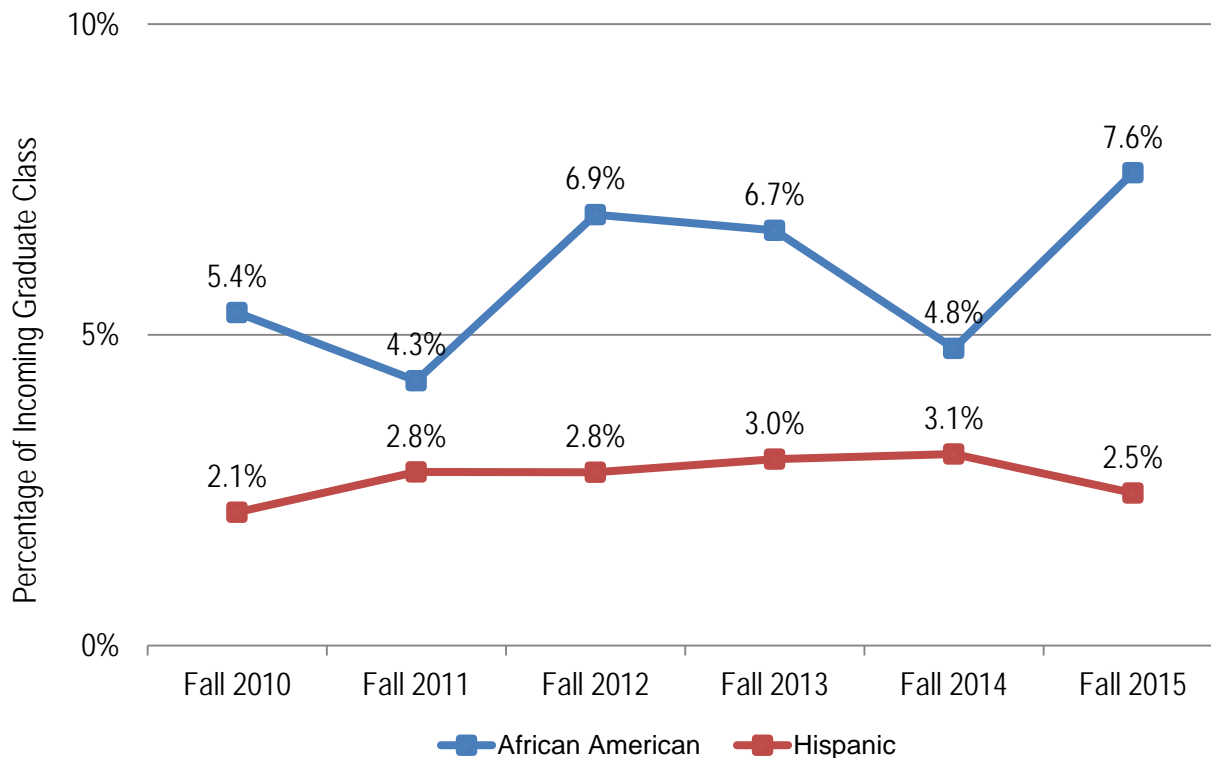
Graduate Education

Doctoral Program Selectivity



Graduate Education

Diversity of Incoming Graduate Class



	AA/Black	Hisp/Lat
F 10	4.9%	1.7%
F 11	5.0%	1.9%
F 12	5.6%	2.2%
F 13	5.7%	2.3%
F 14	5.1%	2.5%
F 15	5.6%	2.4%



Invest in programs that have distinctive synergy with research priorities

1. Award block grants to top graduate programs
2. Create flexibility to strategically allocate funds
3. Develop accountability metrics to determine the next year's block grant amount

Graduate Education

Timeline for Model Initial Action | Investing in Programs



- **Fall 2015**
 - Select 4 to 5 high-priority graduate programs for pilot round of block grants
- **Spring 2016**
 - Utilize block grants to recruit incoming class for Fall 2016, crafting support packages for top-quality students from all backgrounds
 - Convene a faculty Task Force to identify next tier of high-priority programs, assessing both graduate student performance and research excellence
- **Spring 2017**
 - Assess pilot programs' use of block grants, and announce block grants for subsequent academic year; continue the cycle



1. Doctoral program selectivity
 - Percentage of doctoral applicants who receive offers of admission
2. Graduate degrees awarded
 - Master's, Education Specialist, and Doctoral degrees awarded
3. Diversity of graduate students
 - Per Council of Postsecondary Education enrollment goals

Graduate Education

Metrics | Baseline and Target Values



Metric	Definition	Baseline	2020 Target
Doctoral program selectivity	Percentage of doctoral applicants who receive offers of admission	32.9%	22%

Graduate Education

Metrics | Baseline and Target Values



Metrics	Definition	Baseline	2020 Target
Graduate degrees awarded	Master's, Education Specialist, and Doctoral degrees awarded	1,490	1,639 (10% increase)

Graduate Education

Metrics | Baseline and Target Values



Metrics	Definition	Baseline	2020 Target
Diversity of graduate students, per CPE enrollment goals	African American/Black	5.6%	7.7%
	Hispanic/Latino	2.4%	2.7%