

FCR 4

Office of the President
April 25, 2024

Members, Board of Trustees:

APPROVAL OF THE 2022-23 ENDOWMENT MATCH PROGRAM ANNUAL REPORT

Recommendation: that the Board of Trustees accept the 2022-23 Endowment Match Program Annual Report.

Background: The Research Challenge Trust Fund (RCTF) was established in 1997 with the passage of House Bill 1, the *Kentucky Postsecondary Education Improvement Act*. The RCTF is designed to encourage research activities at the University of Kentucky and the University of Louisville. The Endowment Match Program, also known as 'Bucks for Brains', is one of several programs created as part of the trust fund.

Pursuant to the Council on Postsecondary Education's (CPE) Endowment Match Program Request and Reporting Procedures, the Board of Trustees must review and approve a report, submitted biennially to CPE, on UK's participation in the program.

The report has been provided separately. The report and additional information about the program are available online at:

<https://www.research.uky.edu/news>

Action taken: Approved Disapproved Other _____




UNIVERSITY OF KENTUCKY

ENDOWMENT MATCH PROGRAM

BIENNIAL REPORT
APRIL 2024



KEY AREAS IN WHICH UK'S ENDOWMENT MATCH PROGRAM IS ADVANCING KENTUCKY



RESEARCHERS

Meet researchers using the Endowment Match Program to help Kentuckians battling cancers, cardiovascular diseases,

PAGES 3-13

INNOVATIONS

ENDOWMENT-FUNDED RESEARCH LED TO PATENTS AND LICENSES

PAGE 14

IMPACT


RESEARCH CREATES JOBS, BRINGS NEW REVENUE TO KENTUCKY

PAGES 15-19

DEMOGRAPHICS	18
LIST OF ENDOWMENTS	20-44



CANCER RESEARCH



Dr. Mark Evers, right, leads UK's Markey Cancer Center, which was awarded the National Cancer Center's top level designation in September 2023.

Leading the UK crusade to fight cancer

Spearheading the University of Kentucky's fight against cancer is **B. Mark Evers** (McDowell Cancer Foundation Chair in the Lucille P. Markey Cancer Center). The UK Markey Cancer Center is Kentucky's only National Cancer Institute designated cancer center. Evers leads a team of more than 250 researchers from 11 of UK's 16 colleges, conducting cancer research across the spectrum — from understanding molecular changes that allow cancer to spread, to testing new therapies through clinical trials, to working with community partners to increase cancer screening and save lives.

More than half of Markey's research projects focus on cancers that are high-priority areas due to their prevalence in Kentucky, especially the Appalachian region, including lung, colorectal and cervical cancers. To combat the prevalence of lung cancer, UK's Lung Cancer Screening Program is working to help Kentuckians have a better chance of fighting the disease. Kentucky now ranks 2nd in the nation for lung cancer screening rates. Kentucky has screened approximately 5,000 more people every year over the past three years. Lung cancer screening is key to early diagnosis, and early diagnosis saves lives.

Through collaboration with nearly 20 community hospitals, the UK Markey Cancer Center Affiliate Program extends the center's reach to the farthest parts of the Commonwealth, creating a web of access and excellent cancer care for Kentuckians.

Evers was elected to the National Academy of Medicine in 2020 and has been continuously funded by the National Institutes of Health for more than 30 years. He is a renowned expert on gastrointestinal hormones (e.g., neurotensin) and their role in cancer development as well as in metabolic syndromes. Evers also leads the Cancer Research Priority Area, one of eight designated Research Priority Areas at UK, to continue to push for innovative research in an area that touches the lives of so many Kentuckians.

"As a Comprehensive Cancer Center, we are strengthened in our mission to lead the charge against cancer through groundbreaking research, innovative treatments and outreach efforts to bring vital resources and care to every corner of Kentucky. Together, we will turn the tide against this disease to conquer cancer in the Commonwealth."

B. Mark Evers,
UK Markey Cancer Center Director



CANCER RESEARCH




Dr. Pamela Hull's efforts focus on data-informed initiatives, strategic planning and community engagement.

Using data to interpret Kentucky's profound challenges

Pamela Hull (William Stamps Farish Fund Chair in Cancer Research) plays a pivotal role in enhancing cancer data accessibility and community-driven action. As Associate Director of Population Science and Community Impact at the Markey Cancer Center, Hull introduced "Cancer InFocus: Kentucky," an innovative online mapping tool that combines cancer data with demographics and health determinants. This platform empowers users to strategically address Kentucky's profound cancer challenges, outlined in the Kentucky Cancer Needs Assessment. Hull's vision extends beyond Kentucky as she leads efforts to shift the narrative of cancer through data-informed initiatives, strategic planning and community engagement.

Principal investigator of Lung Cancer Research Initiative

Susanne Arnold (Buck-Kentucky Lung Cancer Research Chair) is an oncologist at the UK Markey Cancer Center, Associate Director of Clinical Translation, eighth-generation Kentuckian and second-generation doctor at UK HealthCare. Her focus is on advancing the science behind cancer treatment through Phase I clinical trials. Arnold specializes in lung cancer as well as cancer of the head and neck. As the principal investigator of the Lung Cancer Research Initiative, funded by the Department of Defense, and the Marty Driesler Lung Cancer Project, funded by the Health Resources & Services Administration (HRSA) and Centers for Disease Control and Prevention (CDC), she has collaborated extensively with other clinicians, epidemiologists, behavioral and basic scientists, utilizing cancer registry data and field research in Appalachian communities to study populations at high risk of developing lung cancer. She has 28 active research projects funded by industry sponsors, the National Institutes of Health and the Kentucky Lung Cancer Research Fund.



Susanne Arnold

"I tragically lost my dad to lung cancer. Later my mom was diagnosed with bladder cancer, but fortunately she survived because it was caught early. My dad asked me to do everything I can to help prevent people from getting cancer and get them screened and into treatment as soon as possible so they can have a better chance of surviving."

Pamela Hull,
UK researcher



CANCER RESEARCH



The Center for Cancer and Metabolism Research funds leading-edge research of early-career scientists, to train the next generation of researchers in cancer cell metabolism.

Groundbreaking discoveries


Daret St. Clair (James Graham Brown Foundation Endowed Chair) is one of UK's internationally renowned experts in the field of cancer and mitochondria. Her groundbreaking discovery on the role of manganese superoxide dismutase (MnSOD) in cancer development and therapy answered long-debated questions in the field of cancer research. Kentucky has disproportionately high incidences of both cancer and metabolic disorders and leads the nation in cancer deaths and obesity rates.



Binhua Zhou

St. Clair is the co-director of the Center for Cancer and Metabolism Research, funded by an \$11.2 million NIH Center of Biomedical Research Excellence (COBRE) grant. The center funds leading-edge research of early-career scientists, to train the next generation of researchers in cancer cell metabolism. **Binhua "Peter" Zhou** (Made-

line F. James and Edith D. Gardner Chair in Cancer Research), serves as co-director of the Center for Cancer and Metabolism Research. He focuses on understanding cancer on a molecular level – how it forms, breaks apart and spreads through the body. Zhou is also the director of the Breast Cancer Research Program and has had breakthroughs in his research on

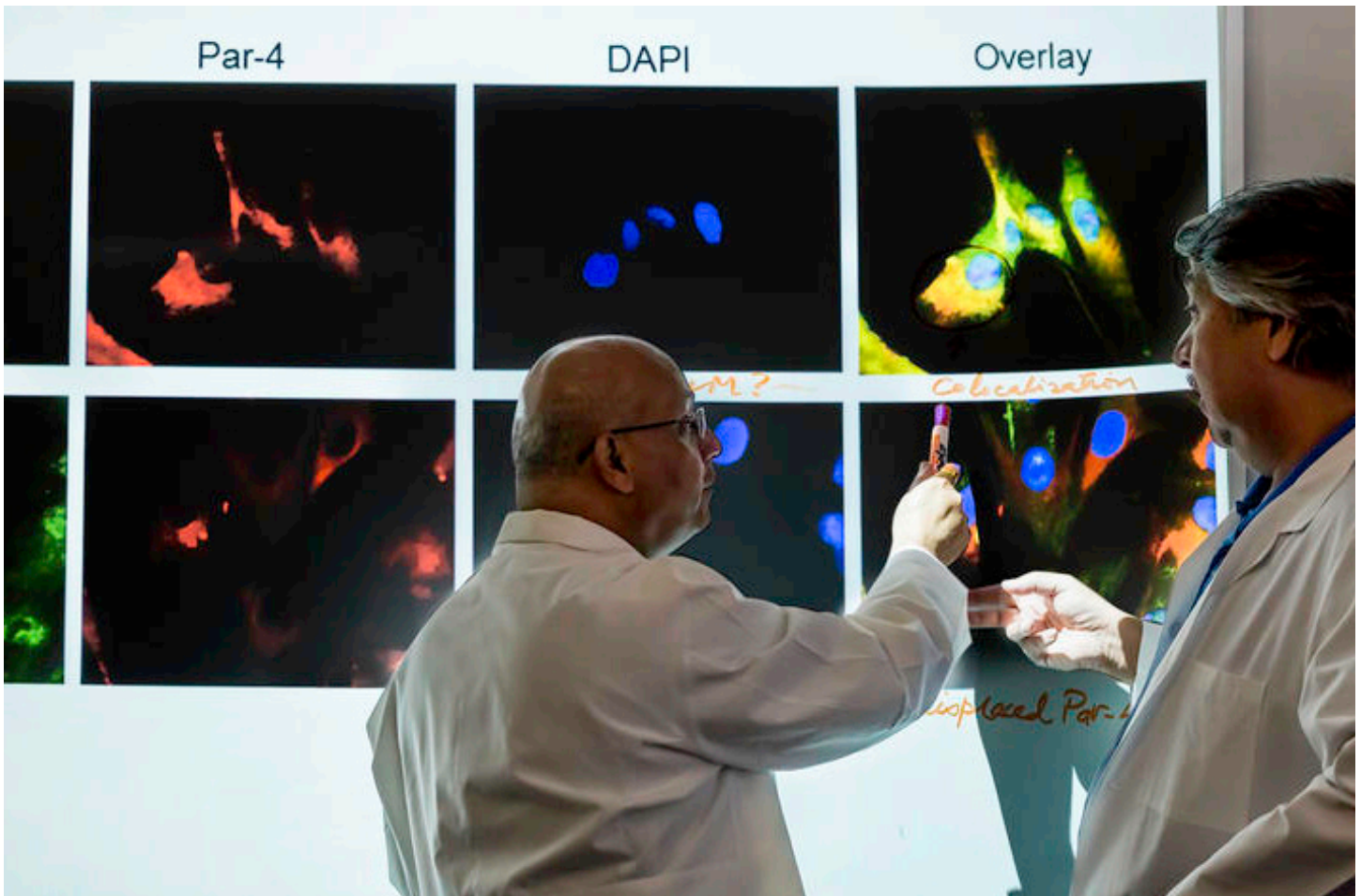


Daret St. Clair is the co-director of the Center for Cancer and Metabolism Research.

triple-negative breast cancer. Zhou continues to dedicate his work to searching for therapeutic targets to prevent cancer from spreading.



CANCER RESEARCH



UK's Vivek Rangnekar, left, leads a UK research team that uncovered the potential of an alternative lung cancer treatment.

Uncovering the potential of a lung cancer treatment

Vivek Rangnekar (Alfred M. Cohen M.D. Chair in Oncology Research Endowment) has made significant strides in lung cancer treatment and obesity prevention. His research team uncovered the potential of the FDA-approved drug crizotinib (Xalkori) to combat the most common form of non-small cell lung cancer. This discovery holds promise for patients seeking an alternative when standard therapies fail. Rangnekar's work with the tumor suppressor protein Par-4 has revealed its dual role in halting cancer growth and preventing obesity, and his multidisciplinary collaborations continue to drive impactful health breakthroughs.




CARDIOVASCULAR RESEARCH



Alan Daugherty's research program could lead to a treatment for thoracic aortic aneurysms.


Working to understand life-threatening heart conditions



Alan Daugherty

Alan Daugherty (Gill Foundation Chair in Preventive Cardiology), director of the Saha Cardiovascular Research Center and Saha Aortic Center, co-leader of the Cardiovascular Diseases Research Priority Area and Chair of Physiology in the College of Medicine, is working to better understand life-threatening heart conditions and ways to treat them to save Kentucky lives. Thanks to a \$1 million award from the American Heart Association, Daugherty is studying ways to repair damaged aortas (the body's main artery) with medication rather than surgery. In 2021 Daugherty received a seven-year \$5.6 million R35 grant from the National Heart, Lung, and Blood Institute (NHLBI) to study the tissues of the aorta and provide insight into how and why life-threatening thoracic aortic aneurysms and dissection occur.

Understanding the role of platelets



Sidney Whiteheart

A leader in the field of platelet biology, **Sidney "Wally" Whiteheart** (George Schwert Professorship in Biochemistry) is one of the few researchers in the world examining the capabilities of platelets at the cellular level. Platelets are small cell fragments that play a crucial role in preventing excessive bleeding after injury. When hyperactive, platelets can form a clot big enough to block an artery or vein, which can lead to strokes, heart attacks and deep vein thrombosis – some of the leading causes of death in Kentucky. In 2020, Whiteheart was awarded a prestigious \$6.6 million grant from the National Heart, Lung, and Blood Institute (NHLBI) as part of an Outstanding Investigator Award. His research also focuses on how platelets function during immune responses to the viruses that cause COVID-19 and HIV. Whiteheart was also part of a team of researchers studying how a type of antibody found in alpacas (nanobodies) could offer a solid defense against COVID-19 in humans.



CARDIOVASCULAR RESEARCH



Kenneth Campbell, professor of cardiovascular medicine at UK College of Medicine.

"This is not about implementing a standard practice. This is about how we can push back the frontiers.

"Our idea is to create computer models that are tailored to each patient. The doctor will press a button, and a couple of hours later, get a prediction that their patient will do best with this particular set of drugs and surgical interventions."

Kenneth Campbell
UK researcher

Two researchers team up to help patients with heart failure

According to the Centers for Disease Control and Prevention (CDC), heart disease is the leading cause of death for Kentuckians. At the forefront of innovative approaches to help patients with heart failure are **Kenneth Campbell** (Dr. Thomas L. Skinner Professorship in Physiology) and **Jonathan Wenk** (Jack and Linda Gill Science and Engineering Professorship). A professor of physiology and cardiovascular medicine, Campbell's research bridges the scientific gaps between molecular, cellular and organ-level function. Wenk, who holds a joint appointment in mechanical and aerospace engineering in the Stanley and Karen Pigman College of Engineering and surgery in the College of Medicine, is applying engineering concepts to surgical approaches. With \$3 million in funding from the National Institutes of Health, Campbell and Wenk are working to make a direct impact on heart failure treatment. The team created a digital model of the heart that can be customized to individual patients and predict long-term results. Their computer software can predict how a patient's heart will grow over months and years with a genetic mutation or after taking a pill. The two are some of the first in the world to include inherited heart defects in their modeling. Campbell has also worked to create a biobank of samples of human myocardium (the middle layer of the heart wall) and a COVID-19-focused biobank to accelerate research on the virus.



Jonathan Wenk associate professor at UK College of Engineering.



SUBSTANCE USE DISORDERS

Research and treatment of substance use disorders

Kentucky is at the epicenter of the opioid crisis, and a team of researchers at the University of Kentucky is working to save



Carrie Oser

lives, achieve recovery and, ultimately, heal. As a health criminologist, **Carrie Oser** (Arts and Sciences DiSilvestro Professorship) is co-leading the Criminal Justice Intervention Team within the HEALing Communities Study. The \$87 million study is part of the National Institutes of Health HEAL (Helping to End Addiction Long-term) Initiative. Oser is the associate director of the Center for Health Equity Transformation and the Substance Use Priority Research Area, and a professor of sociology. Her research focuses on substance used disorder (SUD) treatment, health inequities, HIV risk behaviors and interventions, and social networks among a variety of populations. Oser has also provided congressional testimony and advised policymakers on best practices related to SUD treatment. She has been continuously funded by the National Institutes of Health for more than 15 years.

reach, the project targets 20 Kentucky counties with varying buprenorphine dispensing rates, with a goal to reduce barriers and increase buprenorphine accessibility to save lives.

Working to improve the lives of Kentuckians by finding new avenues of healing is **Chang-Guo Zhan** (Pharmaceutical Science Professorship and Research Endowment). Considered a visionary in the field, Zhan uses integrated computational-experimental studies to design and discover new drugs – either small molecules or engineered proteins. The work earned the College of Pharmacy's academic inventor the distinction as a fellow of the National Academy of Inventors. Zhan is also the director of both the Molecular Modeling and Biopharmaceutical Center and Chemoinformatics and Drug Design Core of the Center for Pharmaceutical Research and Innovation (CPRI). He led a clinical trial for a first-of-its-kind cocaine addiction therapy and has eight active research projects funded by the National Cancer Institute, National Institute on Drug Abuse, National Institute of General Medical Sciences, and Army Research Office.



Patricia Rippetoe Freeman

opioid use disorder. Through personalized education and out-

The University of Kentucky College of Pharmacy is one of three institutions chosen by the Foundation for Opioid Response Efforts (FORE) to enhance medication access for opioid use disorder in healthcare settings. With nearly half a million dollars in funding, the college, led by **Patricia Rippetoe Freeman** (Earl Platt Slone Endowed Professorship in Pharmacy Practice and Science), aims to empower pharmacists in rural Appalachian communities to dispense buprenorphine, an FDA-approved medication for

Thomas Prisinzano (Kentucky Medical Services Foundation Chair in Pharmacy) is leading UK's Center for Pharmaceutical Research and Innovation (CPRI). The chair of the College of Pharmacy's Department of Pharmaceutical Sciences, Prisinzano's research combines the chemistry of medicinal and natural products. He's focused on the structure and function of neurotransmitter systems in the central nervous system and the development of medications to treat substance use disorder and pain – struggles well known to Kentuckians. Prisinzano also recently founded Rekovery Therapeutics, a startup company working toward a safe and effective therapy to address multiple sclerosis. He has five active research projects funded by the National Institutes of Health.



GROCERY PRESCRIPTION PROGRAM


Reducing food insecurity



Alison Gustafson

Alison Gustafson (John I. and Patricia J. Buster Endowment Fund in Human Environmental Sciences), a professor in the Martin-Gatton College of Agriculture, Food and Environment, is focused on reducing food insecurity and improving diet-sensitive health outcomes across the Commonwealth. According to Feeding America, 1 in 8 Kentuckians face hunger, including 1 in 7 children. As director of the Food as

Health Alliance, Gustafson is creating valuable partnerships to facilitate food delivery programs. In March 2023, the White House announced the alliance is partnering with leading grocery technology company Instacart. The Grocery Prescription Program will provide participants \$50 each week to purchase eligible food items. Gustafson's team will measure clinical outcomes from this effort in food-insecure adults who are facing some of Kentucky's most pressing health challenges: Type 2 diabetes and heart disease.



Linda Van Eldik, left, is the director of the UK Sanders-Brown Center on Aging.

A leader in the field of neuroimmunology

Linda Van Eldik (Dr. E. Vernon Smith and Eloise C. Smith Alzheimer's Research Chair Fund) is the director of the UK Sanders-Brown Center on Aging (SBCoA) and Alzheimer's Disease Center. She is the co-director of both the Neuroscience Research Priority Area and the Kentucky Neuroscience Institute.

Alzheimer's disease is a progressive and irreversible neurological disorder with no cure that affects thousands of Kentuckians. Researchers at SBCoA are making strides in the field, including the U.S. Food and Drug Administration's full approval of the first disease-modifying treatment for Alzheimer's in the U.S. – lecanemab – which was first studied at UK. A \$20.5 million grant from the National Institute on Aging (NIA) continues to fuel research and clinical initiatives on Alzheimer's disease and other forms of dementia at SBCoA. UK's Alzheimer's Disease Research Center is one of only 30 designated centers in the U.S. and has been continuously funded since 1985.

Van Eldik is a leader in the field of neuroimmunology, which focuses on the link between the immune system and the brain. She is the principal investigator on multiple awards, including one from the NIA to move work forward on a brain-penetrant, small molecule drug candidate developed by Van Eldik and her colleagues called MW189. In 2020, Van Eldik published results from the first human clinical study of MW189 that showed it suppresses disease-induced inflammation and brain injury.

"When I see the faces of individuals that we are helping, it really touches my soul and makes me want to do as much as I can in my research to try to prevent this from happening to anyone else."

LINDA VAN ELDIK,
UK researcher



ALZHEIMER'S



Gregory A. Jicha, left, and Pete Nelson, of Sanders Brown Center on Aging.

"The issues of end-stage dementia, memory loss and mild cognitive impairment are largely incurable, and it is not just all about Alzheimer's disease. It is about many different diseases and understanding that complexity helps us to move forward with medicines that don't just put a band-aid on memory, but instead actually begin to target the root of the problem."

GREG JICHA
UK researcher

Finding ways to extend quality of life

Gregory Jicha (Robert T. and Nyle Y. McCowan Chair in Alzheimer's Chair) is the director of clinical trials at the Sanders-Brown Center on Aging and played a critical role in the FDA's approval of lecanemab, marketed as Leqembi, for treating Alzheimer's disease. An antibody-based therapy, lecanemab targets amyloid plaques in the brain, a hallmark of Alzheimer's. This approval marks the first disease-modifying treatment for Alzheimer's in the U.S., with clinical trials showing a 27% to 40% slowing of the disease's progression. While not a cure, it extends the quality of life for those with early-stage Alzheimer's. Jicha's ongoing research emphasizes the potential for combination therapies and the importance of accessibility and affordability for widespread impact.

Spearheading a clinical trial on a new form of dementia

The work of **Peter Nelson** (R.C. Durr Foundation Chair in Alzheimer's Disease), director of neuropathology at the Sanders-Brown Center on Aging, focuses on combating neurological diseases, particularly Alzheimer's disease. He co-led a group of international researchers in discovering a new form of dementia named LATE, which affects cognition and daily life activities in an estimated 40% of people over the age of 85.

Nelson is spearheading the world's first clinical trial for LATE with colleagues here at UK. His contributions in the field have earned him recognition and made him a key figure internationally in the fight against Alzheimer's and dementia.

Leading a team of 30 scientists



Christopher Norris

Christopher Norris (Sylvia Mansbach Endowed Professorship and Chair in Alzheimer's Disease Research) leads a team of 30 scientists at the UK Sanders-Brown Center on Aging in first-of-their-kind research projects funded by a \$20.5 million grant for the National Institute on Aging (NIA) investigating the role of reactive astrocytes in neurologic disease progression and their potential to be therapeutic targets. Astrocytes, star-shaped cells found in the brain, play an important role in cell communication. Norris' team is looking for novel strategies to treat neurodegenerative conditions like Alzheimer's disease and other forms of dementia.



MATERIALS SCIENCE, MANUFACTURING

Guiding UK's new Materials Science Research Priority Area



John Balk

Guiding the University of Kentucky's new Materials Science Research Priority Area (RPA) is **John Balk** (W.T. Bryan Professorship in Materials Engineering). He is the associate dean for research and graduate studies in the Stanley and Karen Pigman College of Engineering and has served as director of UK's Electron Microscopy Center for 12 years. The RPA brings together a variety of experts at UK in an array of fields, from medicine and manufacturing to automotive

and aerospace applications, under one umbrella: Materials Science. Leveraging Kentucky's position to excel in this field – including the state's high concentration of metals (aluminum, steel) manufacturers and UK's scientific expertise in location, extraction and processing of rare earth elements and critical minerals (for everything from cell phones to satellites) – Balk is working with university and industry partners to provide solutions to unmet needs and position the Commonwealth to become a global leader in a competitive materials market.

A pioneer in organic materials



John Anthony

Shaping the field of materials chemistry is **John Anthony** (Charles W. Hammond Professorship in Chemistry). He serves as the associate director at the Center for Applied Energy Research (CAER) and has helped build a team of world-renowned scientists in this area. Anthony is a pioneer in organic materials – things that are made from carbon instead of silicon. His research focuses on organic solar cells, organic thin-film transistors and organic light-emitting diodes.

Those materials play a role in low-cost energy generation and high-efficiency lighting and are critical research components to the new Materials Science Research Priority Area. Anthony's award-winning contributions have made him one of UK's most highly cited researchers. He has secured funding through the National Science Foundation (NSF), National Renewable Energy Laboratory and National Institute of Standards and Technology. Anthony and fellow UK chemistry collaborator Chad Risko received an NSF Special Creativity Award to develop a first-of-its-kind computer model to predict the best combination of building blocks and processes to make organic semiconductors. This could make it faster and cheaper to use organic semiconductors in displays in televisions, tablets, smart phones and watches, the foundation of a multi-billion dollar per year industry.

Enhancing U.S. manufacturing capabilities

Led by **Ibrahim Jawahir** (James F. Hardymon Chair in Engineering - Manufacturing Systems), the University of Kentucky, in collaboration with the University of Tennessee, Knoxville, and the U.S. Army Combat Capabilities Development Command's Army Research Laboratory (DEVCOM ARL), launched a \$50 million, five-year partnership aimed at enhancing U.S. manufacturing capabilities. The UK-led project, "Next Generation Materials and Processing Technologies" (NextGen MatProTech), received \$23.8 million. The collaboration will focus on four areas: engineered high-temperature materials, advanced additive manufacturing, novel manufacturing processes, and predictive modeling and performance assessment. Jawahir is also representing UK in a coalition of experts from academia, industry and state government that was awarded \$1 million from the National Science Foundation's Regional Innovation Engines (NSF Engines) program. With members from Kentucky and Tennessee, the Generate Advanced Manufacturing Excellence for Change (GAME Change) team will collaborate to create economic, societal and technological opportunities for the region. The work sets them up to pursue an NSF Engine Type-2 award of up to \$160 million, which would establish Kentucky, and UK, as a national leader in advanced manufacturing.

Bringing new approaches to engineering disciplines

Issam Harik (Raymond Civil Engineering Endowment Fund), and **Abheetha Peiris**, a researcher at the Kentucky Transportation Center, lead the CatStrong team at the Stanley and Karen Pigman College of Engineering. Together, they're developing sustainable solutions for deteriorating bridges by utilizing unconventional materials. Harik's students explored fiber-reinforced polymer (FRP) composites for construction, with human hair emerging as an unexpected ally. By transforming discarded hair into robust concrete construction forms, they enhance sustainability. The initiative not only strengthens bridges but also provides students with valuable experiential learning. Through CatStrong, the team pioneers eco-friendly techniques for structural enhancement, and this work is making waves in the field of civil engineering.

Yuming Zhang (James R. Boyd Professorship in Electrical Engineering) was named a 2023 Institute of Electrical and Electronics Engineers (IEEE) Fellow. This prestigious recognition highlights Zhang's contributions to research and teaching, particularly in robotized welding manufacturing through machine and vision-based intelligence in work funded by the National Science Foundation and industry partners. Zhang's work in intelligent robotic and human-robot collaborative welding systems has garnered him 12 U.S. patents and more than 200 peer-reviewed journal papers. With a history of leadership and recognition in multiple engineering societies, Zhang's commitment to advancing knowledge and societal impact was further recognized through his appointment as a University Research Professor for 2023-24.



STEM EDUCATIONS



The University of Kentucky Department of STEM Education hosts a yearly Young Women Lead program. The 2022 event drew more 650 Kentucky high school students.

Training the next generation of Kentucky students to pursue STEM careers

Hundreds of Lexington students have been introduced to potential careers in science, mathematics, engineering and technology (STEM) thanks to a program championed by **Luke Bradley** (Chellgren Center Endowed Chair). The UK STEM Through Authentic Research and Training (START) program introduces students early to careers in STEM by integrating academic, social and professional experiences. START works with UK colleges and local organizations to enhance the pipeline into college for first-generation and traditionally under-represented students. Since its launch during the COVID-19

pandemic, more than 1,200 students across Lexington school systems have had hands-on learning and training experiences in labs across UK's campus. The program is funded by a five-year, \$1.3 million Science Education Partnership Award (SEPA) from the National Institute of General Medical Sciences (NIGMS), part of the National Institutes of Health. Bradley is also acting chair of the Department of Neuroscience, where his research is dedicated to finding innovative molecular structures to detect, diagnose and treat diseases including Parkinson's.



PATENTS AND LICENSES

UNIVERSITY OF KENTUCKY | FISCAL YEAR 2022

32

**PATENTS
ISSUED**

8 patents involved 5 Endowment Match Program recipients

37

**LICENSE & OPTION
AGREEMENTS EXECUTED**

9 licenses and options involved 7 Endowment Match Program recipients

114

**INVENTION
DISCLOSURES**

15 invention disclosures involved 12 Endowment Match Program recipients

UNIVERSITY OF KENTUCKY'S OVERALL IMPACT

948

**WORLDWIDE
PATENT ASSETS**

152 worldwide patent assets involved 34 Endowment Match Program recipients

\$6.5m

**DISTRIBUTION
TO INVENTORS**

Since 2010, UK has distributed \$6.5 million in license income to inventors

\$18.8m

**DISTRIBUTION
THROUGHOUT UK**

Since 2010, UK has distributed \$18.8 million in license income to UK colleges and departments

GROWING UK'S RESEARCH PORTFOLIO

Endowment Match Program faculty have made substantial contributions to the University of Kentucky research portfolio. According to the 2022 report from the Association of University Technology Managers, UK ranks 51st in the number of startup companies formed among public universities and ranks 57th among public universities in total licensing income (\$1,523,917).

PATENT APPLICATIONS

In Fiscal Year 2022, UK filed 161 patent applications and five new startup companies affiliated with UK technology were formed.

NATIONAL RANKING

UK made the Top 100 U.S. Universities Granted U.S. Utility Patents for 2022 by the National Academy of Inventors (NAI).



IMPACT

RESEARCH AND DEVELOPMENT EXPENDITURES BY SOURCE OF FUNDS FISCAL YEARS 2018 THROUGH 2022* (Figures in thousands of dollars)

Source	2018	2019	2020	2021	2022
Federal government	\$171,672	\$192,945	\$200,664	\$220,703	\$253,852
State and local government	42,213	37,544	35,346	33,287	32,619
Business	12,591	11,297	9,985	8,529	10,715
Non-profit organizations	17,571	14,018	10,677	11,078	13,292
Institutional funds	125,261	125,639	130,570	127,488	137,897
All other sources	23,726	29,138	30,432	28,156	28,142
Total	\$393,034	\$410,581	\$417,674	\$429,241	\$476,517

* HIGHER EDUCATION RESEARCH AND DEVELOPMENT SURVEY (HERD)

**\$873
MILLION**

Total economic impact
of UK research for
Kentucky in
FY22

FOCUS ON KENTUCKY

Research and development at UK has a direct, and significant, economic impact on Kentucky. The \$476.5 million UK spent on R&D in Fiscal Year 22 generated \$873 million in economic activity across the state. As a result, 4,636 jobs were supported throughout the state of Kentucky, with 2,227 (48%) of those jobs directly supported by research initiatives.

**4,636
JOBS**

supported in Kentucky
in FY22

**\$476.5
MILLION**

research expenditures
in FY22

48%

percentage of the
4,636 jobs directly
supported by research
initiatives



UK scientists and scholars among top 2% of world's most-cited researchers

The University of Kentucky is well-represented on a list of the most-cited researchers in the world. In a database compiled by Stanford University in a partnership with Elsevier, 140 current UK scientists and scholars appear among the top 2% of the most-cited researchers across 22 disciplines.

The data reported in this article is a snapshot of recent productivity. It includes only citations received during the calendar year 2022, hence it may not reflect career publications. Please see "About Elsevier's list" below for more information.

Citations are one measure of the impact of academic research. For researchers, publishing work in a peer-reviewed, scholarly journal is a key step in sharing research findings and new discoveries.

"Being cited is one sign that your work matters to the research community," said Lisa Cassis, Ph.D., UK vice president for research. "We acknowledge that citation metrics can have issues including gender bias and underrepresentation of community-focused and non-STEM research — the same issues with which the research community at-large is grappling. The University of Kentucky is dedicated to an inclusive culture of research across all spectrums of inquiry, and we value the contributions of all faculty, staff and student researchers. UK's world-recognized research is impacting the community and producing innovations that make Kentucky and the world healthier, wealthier and wiser. We congratulate these outstanding individuals for this citation recognition."

The database, updated October 2023 and available through the Elsevier Data Repository, was compiled by Stanford faculty member John P.A. Ioannidis. Database inclusion means the individual met a variety of metrics that place them among the top 2% of researchers based on citations for 2022.

In addition to appearing on Elsevier's list for 2022 citations, one UK faculty member — Sherali Zeadally, Ph.D., University of Kentucky Alumni Association Endowed Professor in the College of Communication and Information's School of Information Science and University Research Professor — also

appeared on Clarivate's Highly Cited Researchers list, which identifies scholars whose work has been cited most often in papers over the past decade. Those chosen for the 2023 list authored studies that rank in the top 1% in the number of scholarly citations worldwide within their disciplines. Zeadally has appeared on Clarivate's list for four consecutive years. Please see "About Clarivate's list" below for more information.

About Elsevier's list

Elsevier's single-year data, from which this list was derived, pertains to citations received during the calendar year 2022. Scientists are classified into 22 scientific fields and 174 sub-fields according to the standard Science-Metrix classification. The selection is based on the top 100,000 scientists by c-score (with and without self-citations) or a percentile rank of 2% or above in the sub-field. Calculations were performed using all Scopus author profiles as of October 1, 2023. If an author is not on the list, the composite indicator value was not high enough to appear. Using the most recent single-year data provides an up-to-date snapshot of productivity and expertise across 22 disciplines. This list does not include emeritus researchers, those who have left UK or are officially on leave. Some UK researchers may not be on the list because their Scopus account still has them affiliated with a former institution. Researchers can request Scopus update their ID to UK.

About Clarivate's list

Clarivate's Highly Cited Researchers program identifies individuals who have demonstrated significant and broad influence in their field(s) of research. Of the world's population of scientists and social scientists, Highly Cited Researchers are 1 in 1,000. The 2023 list contains 7,125 Highly Cited Researchers in total: 3,793 Highly Cited Researchers in 20 fields of the sciences and social sciences and 3,332 individuals identified as having exceptional performance across several fields.

Elsevier's list

Among the 140 UK researchers on the Elsevier list are 40 current RCTF recipients. Those researchers are:

- John Anthony, Ph.D., College of Arts and Sciences
- Andrew Bernard, M.D., College of Medicine
- Daniel Brass, Ph.D., Gatton College of Business and Economics
- Joe Chappell, Ph.D., College of Pharmacy

- Ann Coker, Ph.D., College of Medicine
- Alan Daugherty, Ph.D., College of Medicine
- Robert Dickson, Ph.D., College of Medicine
- Esther Dupont-Versteegden, Ph.D., College of Health Sciences
- B. Mark Evers, M.D., College of Medicine
- Sylvie Garneau-Tsodikova, Ph.D., College of Pharmacy

list continues on next page



UK's forthcoming health Education Building.

Elsevier's list (continued)

- John Gensel, Ph.D., College of Medicine
- James Hartsfield, D.M.D., College of Dentistry
- J. Zach Hilt, Ph.D., Pigman College of Engineering
- I.S. Jawahir, Ph.D., Pigman College of Engineering
- Gregory Jicha, M.D., College of Medicine
- Marc Kiviniemi, Ph.D., College of Public Health
- Andrew Lane, Ph.D., College of Medicine
- Terry Lennie, Ph.D., College of Nursing
- Yuan Liao, Ph.D., Pigman College of Engineering
- Mark Lovell, Ph.D., College of Arts and Sciences
- Hartmut Malluche, M.D., College of Medicine
- Craig Miller, D.M.D., College of Dentistry
- Luke Moe, Ph.D., Martin-Gatton College of Agriculture, Food and Environment
- Debra Moser, Ph.D., College of Nursing
- Peter Nelson, M.D., College of Medicine
- Brian Noehren, Ph.D., College of Health Sciences
- John Peloza, Ph.D., Gatton College of Business and Economics
- Thomas Prinszano, Ph.D., College of Pharmacy
- Alexander Rabchevsky, Ph.D., College of Medicine
- John Roth, M.D., College of Medicine
- Christopher Schardl, Ph.D., Martin-Gatton College of Agriculture, Food and Environment
- Dusan Sekulic, Ph.D., Pigman College of Engineering
- Daret St. Clair, Ph.D., College of Medicine
- Joseph Van Sickels, D.D.S., College of Dentistry
- Thomas Widiger, Ph.D., College of Arts and Sciences
- Guoqiang Yu, Ph.D., Pigman College of Engineering
- Chang-Guo Zhan, Ph.D., College of Pharmacy
- YuMing Zhang, Ph.D., Pigman College of Engineering
- Binhua Zhou, Ph.D., College of Medicine
- James Ziliak, Ph.D., Gatton College of Business and Economics



IMPACT

ENDOWMENT MATCH PROGRAM AT A GLANCE

ENDOWMENT MATCH PROGRAM POSITIONS, PROGRAMS AND PROJECTS FROM 1998 TO 2023

	Chairs	Professorships	Fellowships	Mission Support	Total
Number of Positions or Projects Established	100	222	127	138	587
Positions Occupied or Projects with Expenditures	82	159	91	101	433

As of June 30, 2023, the University of Kentucky has appointed a total of 201 faculty endowed chairs and professorships under the auspices of the Endowment Match Program.

During Fiscal Year 2022-23, 91 endowments supported graduate fellowships. Since a single endowment may support multiple student awards, 372 graduate students received support from endowment proceeds.



IMPACT

Record-breaking Research Awards Power UK Innovation

For the first time in University of Kentucky history, investigators were awarded \$479.3 million in extramural grants and contracts to support their research in Fiscal Year 2023. This is a 5.8% increase from the \$452.9 million in Fiscal Year 2022 research awards.

UK researchers also made history in FY23 with a record 1,877 research awards to a record 837 principal investigators from a record 621 sponsors.

"Our continued growth as a research university is directly connected to the intentional focus we have on the biggest issues – cancer, cardiovascular disease, diabetes, neuroscience, substance use, energy and equity – and now opportunities with new national investment to expand the economy through advanced manufacturing and materials science. Without a question, research is vital in our mission to serve Kentucky," said UK President **Eli Capilouto**.

"Our people make our research possible. The principal investigators who lead our research teams work across academic boundaries to bring the best ideas to light. This growth is a testament to the creativity and innovation of the faculty, staff and students who make up our research investigator community at UK. Their tireless work continues to propel the university forward to advance our state and our nation," said Vice President for Research **Lisa Cassis**.

Industry-sponsored research awards grew by 9.6% from \$25.6 million in FY22 to \$28.1 million in FY23.

UK clinical research was supported by \$3.8 million from Eli Lilly and Company for the PRiMAL study, which examines the impact of review by a molecular tumor board – a team of medical experts who collaborate on treatment plans, looking at things like specific genetic tumor markers, to treat complex cancer cases. The five-year clinical trial, led by **Jill Kolesar**, Pharm.D., professor in the College of Pharmacy, will follow treatment and outcomes for 500 patients with advanced non-small cell lung cancer, the most common type of lung cancer. "Kentucky has the highest incidence of lung cancer in the nation," said **Mark Evers**, M.D., Markey Cancer Center director, "but our work including Dr. Kolesar's molecular tumor board – part of our individualized, precision medicine approach to patient care – is a model other cancer centers, across the country and internationally, are adopting to better care for cancer patients."

The Center for Applied Energy Research (CAER) and the U.S. Department of Energy's Oak Ridge National Laboratory are partners on a \$10 million project (\$1.9 million in FY23) to transform coal into high-value carbon fibers and composites. With construction, aerospace, automotive and defense applications, the market for carbon fibers is expected to grow at a compound annual growth rate of 12% through 2024. This is one of the leading-edge research fields related to UK's newly created Materials Science Research Priority Area.

Non-profit awards increased by 16.7% (\$22.3 million in FY22 to \$26 million in FY23). A \$3.3 million award from the Prichard Committee supports **Shannon Sampson**, Ph.D., assistant professor in the College of Education, who in partnership with the Kentucky Center for Statistics (KYSTATS), will serve in an external, independent evaluation capacity to support Full Service Community Schools. The goal is to improve the coordination, integration, accessibility and effectiveness of services for children and families in high-poverty schools across Kentucky.

Federal grants and contracts totaled \$252.6 million, accounting for 52.7% of UK's total awards in FY23.

A CATALYST FOR GROWTH

The Endowed Match program is a catalyst for the substantial growth in awarded external research funding to the University of Kentucky. Since the Kentucky General Assembly passed the Postsecondary Education Improvement Act of 1997 (House Bill 1), awards of external research grants and contracts at the University have increased from \$122 million to \$479.3 million (a 292.8% increase)

\$651 MILLION

market value of all endowments created or expanded as part of the Endowment Match Program as of June 30, 2023

University of Kentucky
Endowment Match Program
Table 5: Components of Change in Endowment Market Value
During Fiscal Year 2022 - 2023

Endowment Name	Date Estab.	Prior to 07/01/22				During Fiscal Year 2022 - 2023				Market Value as of 06/30/23
		State Funds Received	Gifts Received	Market Value as of 07/01/22	State Funds Received	Gifts Received and Transfers	Investment Earnings (Loss)	Earnings Distributed ¹		
New RCTF Funded Endowment										
Allan and Ginger Brown Foundation for Aerospace Faculty Excellence Fund	09/12/22	\$0	\$0	\$0	\$0	\$129,750	\$5,872	\$0	\$0	\$135,622
Barnstable Brown Diabetes and Obesity Research Endowed Professorship	02/15/23	\$0	\$0	\$0	\$0	\$400,000	\$18,011	\$0	\$0	\$418,011
Bill and Donna Shively Endowed Pediatric Research Professorship	10/24/22	\$0	\$0	\$0	\$0	\$100,000	\$2,994	\$0	\$0	\$102,994
Coaches for the Kids Foundation Endowed Research Professorship in Child Abuse Pediatrics	12/05/22	\$0	\$0	\$0	\$0	\$550,000	\$17,196	\$0	\$0	\$567,196
Constance L. Wood Graduate Fellowship in Statistics	01/27/23	\$0	\$0	\$0	\$0	\$46,010	\$2,013	\$0	\$0	\$48,022
John R. VanNagell Endowed Chair in Gynecology	02/15/23	\$0	\$0	\$0	\$0	\$1,600,000	\$72,042	\$0	\$0	\$1,672,042
Katherine and Mike Ball Faculty Excellence Fund in Transplant	02/02/23	\$0	\$0	\$0	\$0	\$1,000,000	\$45,026	\$0	\$0	\$1,045,026
Price Family Research Endowment for Pediatric Health Equity	07/19/22	\$0	\$0	\$0	\$0	\$68,000	\$2,292	\$0	\$0	\$70,292
Stanley and Karen Pigman Heritage Science Professorship	02/13/23	\$0	\$0	\$0	\$0	\$500,000	\$14,971	\$0	\$0	\$514,971
Willie Barnstable Endowed Faculty Excellence Fund	02/15/23	\$0	\$0	\$0	\$0	\$400,000	\$18,011	\$0	\$0	\$418,011
New RCTF Funded Endowment Sub-Total		\$0	\$0	\$0	\$0	\$4,793,760	\$198,426	\$0	\$0	\$4,992,186

Existing RCTF Funded Endowments

Abercrombie Foundation Research - Art	01/17/01	\$400,000	\$400,000	\$1,033,213	\$0	\$0	\$70,433	(\$39,416)	\$0	\$1,064,230
Abercrombie Foundation Research Fund - Music	01/17/01	\$400,000	\$405,000	\$952,688	\$0	\$0	\$64,777	(\$41,970)	\$0	\$975,494
AIA Kentucky Endowed Professorship	11/28/00	\$100,000	\$100,025	\$254,978	\$0	\$0	\$17,383	(\$9,728)	\$0	\$262,633
Alan F. Bloomfield Professorship in Business	02/10/97	\$150,000	\$150,405	\$424,424	\$0	\$0	\$29,662	\$0	\$0	\$454,086
Albert and Lorraine Clay Visiting Scholars Endowment	04/06/99	\$750,000	\$750,000	\$1,895,613	\$0	\$0	\$129,270	(\$72,343)	\$0	\$1,952,540
Albert G. Clay Endowed Chair in Equine Reproduction ²	12/09/98	\$3,250,000	\$24,225	\$5,530,603	\$0	\$0	\$376,978	(\$210,967)	\$0	\$5,696,614
Alberto Mazzoleni MD Professorship/Chair in Cardiology	12/10/08	\$149,001	\$178,951	\$450,523	\$0	\$0	\$31,492	\$0	\$0	\$482,016
Albisetti Dissertation Research Fellowship	06/24/03	\$50,000	\$98,838	\$209,694	\$0	\$1,500	\$14,726	\$0	\$0	\$225,920
Alfred M. Cohen M.D. Chair in Oncology Research	03/21/03	\$500,000	\$500,000	\$1,273,318	\$0	\$0	\$88,141	(\$22,577)	\$0	\$1,338,882
Alice P. Kilpatrick Endowed Fellowship	04/09/09	\$200,211	\$256,599	\$684,019	\$0	\$0	\$46,632	(\$26,097)	\$0	\$704,554

**University of Kentucky
Endowment Match Program
Table 5: Components of Change in Endowment Market Value
During Fiscal Year 2022 - 2023**

Endowment Name	Date Estab.	Prior to 07/01/22					During Fiscal Year 2022 - 2023					Market Value as of 06/30/23
		State Funds Received	Gifts Received	Market Value as of 07/01/22	State Funds Received	Gifts Received and Transfers	Investment Earnings (Loss)	Earnings Distributed ¹				
Alvin L. Morris Professorship in Oral Health Research ³	01/20/98	\$200,000	\$200	\$237,278	\$0	\$0	\$16,176	(\$9,053)	\$244,402			
Anerman Family Equine Research Endowment Fund	12/31/03	\$500,000	\$500,000	\$1,329,892	\$0	\$0	\$103,295	(\$50,904)	\$1,382,283			
Amnon Nursery/Landscape Research Endowment	09/28/99	\$25,000	\$25,232	\$62,329	\$0	\$0	\$4,249	(\$2,378)	\$64,200			
Ann Scott & Ralph E. Mason Endowed Research Fund in Opera Studies	11/10/01	\$100,000	\$100,000	\$286,510	\$0	\$0	\$22,254	(\$10,967)	\$297,798			
Ann Scott Maher Mason Endowed Research Fund in Choral Studies	10/29/04	\$100,000	\$100,000	\$299,078	\$0	\$0	\$23,230	(\$11,448)	\$310,860			
Anne Scott Maher Mason Vocal Music Scholarship Fund	12/04/95	\$50,000	\$50,000	\$125,736	\$0	\$0	\$8,571	(\$4,796)	\$129,510			
Anthony V. Carozza Fellowship	08/31/05	\$50,000	\$50,000	\$117,460	\$0	\$0	\$8,007	(\$4,481)	\$120,986			
Antonides-Williams Visiting Professorship	03/03/07	\$58,812	\$61,619	\$174,002	\$0	\$0	\$11,781	(\$6,593)	\$179,190			
Antonio S. Turco Professorship in Biochemistry	10/18/00	\$218,000	\$218,000	\$636,458	\$0	\$0	\$50,624	\$0	\$687,081			
Appalachian Fellowship Endowment Fund	12/08/98	\$1,000,000	\$1,032,343	\$2,365,271	\$0	\$0	\$161,252	(\$90,241)	\$2,436,282			
Armor & Letitia Taylor Fund for Library Research Equipment	08/23/99	\$218,800	\$218,800	\$722,368	\$0	\$0	\$49,238	(\$27,555)	\$744,051			
Arthur Andersen Endowed Professorship	11/20/00	\$100,000	\$336,327	\$607,043	\$0	\$0	\$42,038	(\$12,881)	\$636,200			
Arthur E. Walker, Jr. Graduate Fellowship in Civil Engineering	12/31/01	\$300,000	\$300,000	\$759,410	\$0	\$0	\$51,773	(\$28,973)	\$782,209			
Arthur Lieber, M.D. Professorship in Diagnostic Radiology	10/10/03	\$310,000	\$310,000	\$1,160,122	\$0	\$0	\$80,364	(\$24,172)	\$1,216,314			
Arts & Sciences Endowed Professorship	05/20/08	\$495,217	\$495,417	\$1,578,434	\$0	\$0	\$110,260	(\$7,916)	\$1,680,778			
Arts and Sciences DiSilvestro Professorship	06/01/04	\$50,000	\$50,000	\$138,794	\$0	\$750	\$9,390	(\$7,272)	\$141,662			
Arturo Alonzo Sandoval Endowed Professorship	07/25/06	\$100,000	\$104,991	\$293,965	\$0	\$75	\$20,042	(\$11,214)	\$302,868			
Arvle & Ellen Turner Thacker Endowment Fund	09/02/02	\$50,000	\$57,336	\$163,620	\$0	\$598,665	\$37,861	(\$10,746)	\$789,400			
Ashland Inc. Chair in Chemical Engineering	01/20/99	\$1,000,000	\$1,000,000	\$2,482,436	\$0	\$0	\$169,247	(\$94,715)	\$2,556,967			
Ashland Inc. Research Fellowship in Literacy and Leadership	12/08/04	\$200,000	\$200,000	\$497,778	\$0	\$0	\$33,936	(\$18,991)	\$512,722			
Ashland Inc. Library Endowment	09/26/00	\$1,000,000	\$1,000,000	\$2,878,512	\$0	\$0	\$196,915	(\$94,631)	\$2,980,795			
Ashwini Anand, M.D. Professorship in Cardiology	04/06/05	\$50,000	\$50,000	\$216,764	\$0	\$0	\$15,146	\$0	\$231,910			
Barnhart Memorial Fellowship in Geography	10/05/05	\$73,295	\$75,398	\$247,508	\$0	\$0	\$17,081	(\$9,490)	\$255,100			
Barnstable Brown Kentucky Diabetes & Obesity Center Endowed Chair	06/18/09	\$500,000	\$500,000	\$1,442,996	\$0	\$0	\$98,374	(\$55,053)	\$1,486,318			

**University of Kentucky
Endowment Match Program
Table 5: Components of Change in Endowment Market Value
During Fiscal Year 2022 - 2023**

Endowment Name	Date Estab.	Prior to 07/01/22					During Fiscal Year 2022 - 2023				
		State Funds Received	Gifts Received	Market Value as of 07/01/22	State Funds Received	Gifts Received and Transfers	Investment Earnings (Loss)	Earnings Distributed ¹	Market Value as of 06/30/23		
Barnstable Brown Kentucky Diabetes & Obesity Center Research	06/18/09	\$2,047,991	\$2,048,366	\$7,465,888	\$0	\$0	\$517,390	(\$135,183)	\$7,848,095		
Barnstable Brown Pediatric Diabetes Laboratories Research Endowment	09/01/06	\$500,000	\$501,000	\$1,092,449	\$0	\$0	\$75,122	(\$41,664)	\$1,125,907		
Barnstable Brown Chair in Pediatrics Diabetes Research	02/13/00	\$900,000	\$900,000	\$2,383,215	\$0	\$0	\$161,734	(\$162,117)	\$2,382,833		
Bayer Professorship in Pulmonary Medicine	03/02/99	\$177,500	\$177,500	\$464,433	\$0	\$0	\$32,459	\$0	\$496,892		
Beaven-Eidetik Doctoral Research Fellowship	11/16/05	\$50,000	\$50,000	\$150,574	\$0	\$0	\$11,340	(\$13,800)	\$148,115		
Beaven-Eidetik Research Fellowship in Developmental Disabilities and Mental Retardation	08/10/01	\$50,000	\$50,300	\$191,600	\$0	\$0	\$14,112	(\$24,496)	\$181,215		
Belinda Mason Carden and Paul Mason Professorship in HIV/AIDS Research	08/11/98	\$151,960	\$181,810	\$407,275	\$0	\$0	\$27,766	(\$15,539)	\$419,502		
Bell Alcohol and Addictions Chair	01/20/06	\$852,368	\$898,450	\$2,083,986	\$0	\$0	\$142,073	(\$79,508)	\$2,146,551		
Benjamin C. Warf, M.D., Lectureship/Fellowship in Pediatric Neurosurgery	01/09/01	\$100,000	\$201,000	\$447,108	\$0	\$2,000	\$31,289	\$0	\$480,398		
Bill & Marie Cull Fellowship Endowment Fund	03/01/05	\$100,000	\$100,393	\$238,765	\$0	\$0	\$16,276	(\$9,109)	\$245,933		
Blazie Family Professorship in Electrical and Computer Engineering	03/25/02	\$50,000	\$60,000	\$146,950	\$0	\$0	\$10,018	(\$5,607)	\$151,361		
Bobby C. Pass Professorship	04/27/05	\$54,846	\$93,142	\$182,774	\$0	\$0	\$12,460	(\$6,973)	\$188,261		
Boehringer-Ingelheim Pulmonary Endowed Research Professorship	07/26/02	\$185,000	\$185,000	\$544,818	\$0	\$0	\$38,079	\$0	\$582,897		
Bonnie Jean Cox Graduate Research Endowment in Gender and Women's Studies	12/19/01	\$91,810	\$92,000	\$269,418	\$0	\$0	\$18,585	(\$9,291)	\$278,712		
Boone Graduate Fellowship	07/21/06	\$50,000	\$84,000	\$213,146	\$0	\$2,000	\$14,978	(\$750)	\$229,374		
Braden-Clark Fellowship in Parkinson's Disease Research	06/09/09	\$225,249	\$1,050,000	\$1,660,680	\$0	\$100,000	\$120,130	\$0	\$1,880,809		
Brown and Williamson Research Fund	04/06/99	\$250,000	\$250,000	\$653,597	\$0	\$0	\$44,572	(\$24,944)	\$673,225		
Brown-Forman Visiting Chair in Urban Design	12/19/01	\$500,000	\$502,051	\$1,248,851	\$0	\$0	\$85,140	(\$47,647)	\$1,286,344		
Brown-McFarlan Endowed Fund	12/29/10	\$82,266	\$131,321	\$305,711	\$0	\$0	\$20,848	(\$8,583)	\$317,976		
Bruce A. Lucas, M.D. Endowment for Urologic Research	03/07/01	\$70,000	\$120,074	\$245,188	\$0	\$500	\$17,152	\$0	\$262,840		
Buckhorn Professor of Social Work	06/01/99	\$150,000	\$150,025	\$440,775	\$0	\$0	\$30,804	\$0	\$471,579		
Buck-Kentucky Lung Cancer Research Chair Endowment Fund	10/22/02	\$300,000	\$792,494	\$1,610,128	\$0	\$0	\$110,594	(\$65,028)	\$1,655,693		
Burt L. Sims Graduate Fellowship	10/30/03	\$50,000	\$50,000	\$125,324	\$0	\$0	\$8,543	(\$4,781)	\$129,086		
Bush-Holbrook Endowed Chair/Professorship in the English Department	09/25/06	\$574,788	\$574,789	\$1,358,337	\$0	\$0	\$94,919	(\$701)	\$1,452,554		

**University of Kentucky
Endowment Match Program
Table 5: Components of Change in Endowment Market Value
During Fiscal Year 2022 - 2023**

Endowment Name	Date Estab.	Prior to 07/01/22					During Fiscal Year 2022 - 2023				
		State Funds Received	Gifts Received	Market Value as of 07/01/22	State Funds Received	Gifts Received and Transfers	Investment Earnings (Loss)	Earnings Distributed ¹	Market Value as of 06/30/23		
Bush-Holbrook Graduate Fellowship in the College of Arts and Sciences	09/25/06	\$324,399	\$324,399	\$1,037,760	\$0	\$0	\$72,585	\$0	\$1,110,345		
Byron Young Fellowship for Neuroscience Research	05/27/09	\$50,000	\$50,000	\$194,524	\$0	\$0	\$13,592	\$0	\$208,116		
Byron Young, MD Research Endowment for Neurosurgery Residents	08/10/09	\$100,000	\$242,900	\$531,275	\$0	\$1,250	\$37,219	\$0	\$569,743		
C. M. Gatton Endowment Fund	05/04/99	\$1,024,500	\$1,025,180	\$2,734,411	\$0	\$0	\$199,250	(\$111,506)	\$2,822,155		
C. M. Gatton Endowment Fund - Chairs	05/04/95	\$6,000,000	\$6,000,100	\$16,954,175	\$0	\$0	\$1,171,569	(\$451,757)	\$17,673,987		
C. M. Gatton Endowment Fund - Faculty Research & Development	05/04/95	\$2,000,000	\$2,000,000	\$5,604,846	\$0	\$0	\$382,586	(\$307,645)	\$5,679,788		
C. M. Gatton Endowment Fund - Professorship	05/04/95	\$2,000,000	\$2,000,000	\$5,695,996	\$0	\$0	\$392,548	(\$186,515)	\$5,902,029		
C. Michael Garver Endowment Fund - Fellowship Fund	09/11/00	\$750,000	\$751,039	\$1,815,195	\$0	\$0	\$123,751	(\$69,254)	\$1,869,691		
Cardinal Hill Rehabilitation Hospital Chair in Neurorehabilitation	06/06/99	\$1,000,000	\$1,000,150	\$2,368,751	\$0	\$0	\$162,674	(\$53,088)	\$2,478,337		
Cardinal Hill Rehabilitation Hospital Professorship in Spinal Cord Injury Rehabilitation	06/06/99	\$500,000	\$500,000	\$1,151,182	\$0	\$0	\$80,472	\$0	\$1,231,655		
Cardinal Hill Rehabilitation Hospital Fellowship	06/01/06	\$40,000	\$40,000	\$96,302	\$0	\$0	\$6,565	(\$3,674)	\$99,194		
Cardinal Hill Rehabilitation Hospital Professorship in Traumatic Brain Injury	06/06/99	\$500,000	\$500,000	\$1,541,968	\$0	\$0	\$107,744	\$0	\$1,649,711		
Cardiology Associates of Kentucky Fellowship Fund	09/13/01	\$137,500	\$137,500	\$377,565	\$0	\$0	\$25,796	(\$19,835)	\$383,526		
Cardiovascular Research and Education Fund	07/26/06	\$50,000	\$62,210	\$215,509	\$0	\$1,025	\$15,099	\$0	\$231,633		
Carmen L. Buck Professorship/Chair in Oncology Research Endowment Fund	10/10/02	\$429,453	\$429,453	\$1,295,576	\$0	\$0	\$86,497	(\$135,505)	\$1,246,568		
Carol Lee Robertson Endowed Professorship in Literacy	02/04/99	\$160,000	\$281,400	\$575,315	\$0	\$0	\$39,375	(\$19,646)	\$595,044		
Caroline Frances Ramsdell Research Professorship	03/06/01	\$51,179	\$51,179	\$136,449	\$0	\$0	\$9,536	\$0	\$145,985		
Carroll M. Redford, Jr. Scholarship Endowment	08/15/06	\$50,000	\$108,925	\$195,442	\$0	\$6,500	\$15,630	(\$7,584)	\$209,988		
Center for Aluminum Technology Endowment Fund	06/29/99	\$1,775,000	\$1,775,000	\$4,949,864	\$0	\$0	\$384,494	(\$189,479)	\$5,144,879		
Center for Financial Services Research Endowment	08/28/00	\$50,000	\$50,000	\$142,540	\$0	\$0	\$9,962	\$0	\$152,502		
Center for Real Estate Studies Endowment	08/28/00	\$50,000	\$50,000	\$133,814	\$0	\$0	\$9,351	\$0	\$143,165		
Sports Communication Media & Promotion	06/15/00	\$75,000	\$75,000	\$211,359	\$0	\$0	\$14,768	\$0	\$226,127		
Center on Aging Foundation Fellowship in Gerontology	02/01/99	\$75,000	\$76,050	\$183,281	\$0	\$0	\$12,495	(\$6,993)	\$188,783		
Center on Membrane Sciences Graduate Student Mentoring Endowment	05/25/99	\$25,000	\$27,750	\$79,612	\$0	\$0	\$5,566	\$0	\$85,177		

**University of Kentucky
Endowment Match Program
Table 5: Components of Change in Endowment Market Value
During Fiscal Year 2022 - 2023**

Endowment Name	Date Estab.	Prior to 07/01/22				During Fiscal Year 2022 - 2023				Market Value as of 06/30/23
		State Funds Received	Gifts Received	Market Value as of 07/01/22	State Funds Received	Gifts Received and Transfers	Investment Earnings (Loss)	Earnings Distributed ¹		
Charles D. Lucas, Jr. Endowment for Parkinson's Disease Research	02/12/04	\$50,000	\$289,424	\$467,892	\$0	\$0	\$32,673	(\$1,140)	\$499,425	
Charles H. Nicholson, M.D. Residency Fellowship in General Surgery	12/26/02	\$62,100	\$96,123	\$232,994	\$0	\$0	\$16,284	\$0	\$249,279	
Charles Parker Graves Endowed Professorship Fund	05/15/01	\$57,335	\$75,124	\$159,029	\$0	\$0	\$10,840	(\$6,066)	\$163,802	
Charles S. Cassis Professorship of Law	07/19/00	\$102,984	\$103,485	\$264,176	\$0	\$0	\$18,007	(\$10,077)	\$272,106	
Charles T. Wethington, Jr. Graduate and Professional Fellowship	12/09/98	\$500,000	\$500,000	\$1,232,042	\$0	\$0	\$83,994	(\$47,005)	\$1,269,031	
Charles W. Hammond Professorship in Chemistry	05/12/04	\$340,000	\$349,405	\$872,798	\$0	\$0	\$60,580	(\$21,336)	\$912,042	
Charlotte R. Schmidlapp Fellowship in Gerontology	01/05/01	\$150,000	\$150,000	\$349,261	\$0	\$0	\$23,811	(\$13,325)	\$359,747	
Charlotte R. Schmidlapp Fellowship in Gynecologic Oncology	09/10/02	\$100,000	\$100,000	\$290,931	\$0	\$0	\$20,334	\$0	\$311,266	
Chellgren Endowed Chair in Corporate Strategy	06/02/00	\$500,000	\$500,153	\$1,199,576	\$0	\$0	\$81,781	(\$45,767)	\$1,235,590	
Chellgren Fund for Excellence	01/05/05	\$2,250,000	\$2,257,950	\$5,535,470	\$0	\$0	\$377,332	(\$211,166)	\$5,701,636	
Chellgren Lecturer Series	05/05/99	\$100,000	\$100,000	\$278,313	\$0	\$0	\$19,450	\$0	\$297,763	
Children's Miracle Network Research Chair #3	10/06/04	\$1,000,000	\$1,000,000	\$3,051,821	\$0	\$0	\$213,298	\$0	\$3,265,119	
Children's Miracle Network Research Chair in Pediatrics, No.2	12/08/98	\$500,000	\$504,303	\$1,510,687	\$0	\$0	\$105,587	\$0	\$1,616,274	
Class of 1949 Fellowship Endowment Fund	11/13/00	\$50,000	\$95,741	\$180,280	\$0	\$0	\$12,366	(\$5,177)	\$187,470	
Clay Lancaster Endowed Professorship in Historic Preservation	03/07/00	\$250,500	\$275,941	\$747,811	\$0	\$0	\$58,088	(\$28,626)	\$777,273	
Clifford J. Swauger, Jr. Summer Graduate Fellowship	07/28/05	\$59,160	\$59,690	\$158,467	\$0	\$0	\$10,869	(\$4,200)	\$165,136	
College of Law 2002 Memorials Fellowship Endowment Fund	12/31/03	\$50,922	\$122,435	\$209,993	\$0	\$12,150	\$15,471	(\$8,325)	\$229,290	
College of Nursing Millennium Fund	12/05/00	\$95,968	\$98,134	\$236,244	\$0	\$0	\$16,106	(\$9,013)	\$243,337	
College of Pharmacy Parent & Alumni Scholarship/Fellowship Endowment Fund	06/22/02	\$51,454	\$57,075	\$174,340	\$0	\$0	\$11,878	(\$6,647)	\$179,571	
Commonwealth Professorship of Minimally Invasive Surgery	09/25/98	\$100,000	\$100,000	\$242,840	\$0	\$0	\$16,555	(\$9,265)	\$250,130	
CompEd, Inc. Fellowship Fund	06/06/02	\$50,000	\$119,000	\$209,343	\$0	\$0	\$14,271	(\$7,986)	\$215,628	
Constance Wilson Endowed Professorship in Mental Health	06/24/99	\$50,000	\$84,453	\$201,870	\$0	\$125	\$14,141	\$0	\$216,135	
Cottrill-Roffes Chair in Catholic Studies	10/28/05	\$500,000	\$501,000	\$1,185,589	\$0	\$0	\$81,396	(\$51,881)	\$1,215,104	
Cralle Foundation/Joan Cralle Day Endowed Fellowship Fund	12/11/01	\$300,000	\$300,000	\$759,446	\$0	\$0	\$51,775	(\$28,975)	\$782,247	

**University of Kentucky
Endowment Match Program
Table 5: Components of Change in Endowment Market Value
During Fiscal Year 2022 - 2023**

Endowment Name	Date Estab.	Prior to 07/01/22				During Fiscal Year 2022 - 2023				Market Value as of 06/30/23
		State Funds Received	Gifts Received	Market Value as of 07/01/22	State Funds Received	Gifts Received and Transfers	Investment Earnings (Loss)	Earnings Distributed ¹		
Cralle-Day Children at Risk Endowment	07/31/06	\$500,000	\$500,000	\$1,693,190	\$0	\$0	\$118,310	\$0	\$0	\$1,811,501
Creed Fulton Smith Endowed Fellowship Fund	01/31/02	\$50,000	\$50,000	\$131,505	\$0	\$0	\$8,965	(\$5,017)	(\$5,017)	\$135,454
CSX Transportation Graduate Fellowship Fund	02/23/01	\$50,000	\$53,538	\$136,552	\$0	\$0	\$10,607	(\$5,227)	(\$5,227)	\$141,932
Cynthia Shaw Crispin Chair in ALS Disease Research	11/15/99	\$500,000	\$500,750	\$1,129,319	\$0	\$0	\$76,990	(\$43,086)	(\$43,086)	\$1,163,223
Databeam Professorship in Electrical & Computer Engineering	11/05/01	\$80,000	\$85,000	\$207,736	\$0	\$0	\$14,162	(\$7,926)	(\$7,926)	\$213,973
David B. Stevens, M.D. Medical Fellowship Endowment	02/09/07	\$50,000	\$50,000	\$129,273	\$0	\$0	\$9,035	\$0	\$0	\$138,308
David B. Stevens, M.D. Professorship or Chair in Orthopaedic Surgery	04/12/02	\$50,000	\$50,000	\$255,672	\$0	\$0	\$17,865	\$0	\$0	\$273,537
David H. and Barbara Schlund Kaufman Professorship	06/05/00	\$50,000	\$55,021	\$138,230	\$0	\$0	\$10,737	(\$5,291)	(\$5,291)	\$143,676
Della Marie Johnson Endowed Research Fund	03/10/06	\$50,000	\$61,568	\$144,834	\$0	\$51,809	\$13,346	(\$4,465)	(\$4,465)	\$205,524
Deloitte Foundation Professorship in Accounting	01/17/07	\$121,525	\$163,775	\$490,311	\$0	\$0	\$33,409	(\$31,119)	(\$31,119)	\$492,600
Delta Dental Plan of Kentucky Clinical Research Center Endowment	08/21/02	\$750,000	\$750,000	\$2,116,101	\$0	\$0	\$144,265	(\$80,734)	(\$80,734)	\$2,179,631
Dennis M. Tekrony Fund for Seed Science Research	03/31/08	\$50,929	\$50,929	\$138,268	\$0	\$0	\$9,426	(\$5,275)	(\$5,275)	\$142,419
DePuy Neuro Fellowship	06/19/00	\$500,000	\$501,608	\$1,348,258	\$0	\$0	\$93,811	\$0	\$0	\$1,442,069
DePuy Neuro/Spine Surgery Fund	06/19/00	\$500,000	\$500,000	\$1,468,719	\$0	\$0	\$98,204	(\$147,798)	(\$147,798)	\$1,419,126
DePuy Orthopaedic Fellowship	06/19/00	\$235,000	\$235,000	\$787,755	\$0	\$0	\$55,044	\$0	\$0	\$842,799
Dermontti F. & Regina M. Dawson Graduate Fellowship in Education	02/20/01	\$50,000	\$50,300	\$124,194	\$0	\$0	\$8,530	(\$3,331)	(\$3,331)	\$129,393
Development Dimensions International Professorship in Behavioral Health	03/17/00	\$100,000	\$100,050	\$234,773	\$0	\$0	\$16,006	(\$8,957)	(\$8,957)	\$241,822
Division of Urology Leadership Endowment for Resident Research and Education	04/27/10	\$240,000	\$242,300	\$676,110	\$0	\$0	\$46,093	(\$25,795)	(\$25,795)	\$696,409
Don Corum and National Nursery Products/Landscape Research Endowment	05/04/99	\$50,000	\$52,600	\$123,597	\$0	\$0	\$8,429	(\$4,717)	(\$4,717)	\$127,309
Donald L. and Gertrude L. Lester Professorship in Mechanical Engineering	03/18/02	\$100,000	\$100,000	\$282,334	\$0	\$0	\$21,931	(\$10,808)	(\$10,808)	\$293,458
Doris Nowak and William E. Stilwell, III Graduate Fellowship in Educational and Counseling Psychology	08/15/06	\$50,000	\$102,397	\$184,927	\$0	\$1,500	\$12,810	(\$4,983)	(\$4,983)	\$194,254
Dorothy A. Miller Research Professorship in Social Work Education	01/27/00	\$100,000	\$100,705	\$267,685	\$0	\$0	\$18,709	\$0	\$0	\$286,393
Dorothy Leathers Graduate Fellowship Fund	02/23/99	\$25,000	\$51,520	\$100,140	\$0	\$0	\$31,645	(\$24,674)	(\$24,674)	\$153,753
Dorothy Luther Nursing Fellowship	06/25/03	\$50,759	\$52,759	\$141,597	\$0	\$0	\$9,653	(\$5,402)	(\$5,402)	\$145,848

**University of Kentucky
Endowment Match Program
Table 5: Components of Change in Endowment Market Value
During Fiscal Year 2022 - 2023**

Endowment Name	Date Estab.	Prior to 07/01/22				During Fiscal Year 2022 - 2023				Market Value as of 06/30/23
		State Funds Received	Gifts Received	Market Value as of 07/01/22	State Funds Received	Gifts Received and Transfers	Investment Earnings (Loss)	Earnings Distributed ¹		
Douglas A. and Carole A. Boyd Professorship in Communication	05/06/11	\$100,674	\$100,674	\$256,353	\$0	\$500	\$17,499	(\$9,785)	\$264,567	
Douglas J. Von Allmen Center for Entrepreneurship & E-Commerce	09/19/00	\$2,000,000	\$2,002,000	\$4,762,560	\$0	\$0	\$326,047	(\$232,253)	\$4,856,355	
Douglas J. Von Allmen School of Accountancy Endowed Chair	09/19/00	\$2,000,000	\$2,005,500	\$4,590,176	\$0	\$0	\$312,934	(\$175,126)	\$4,727,984	
Dr. and Mrs. C. Milton Coughenour Rural Sociology Professorship	05/17/00	\$100,000	\$100,000	\$238,870	\$0	\$0	\$16,285	(\$9,113)	\$246,042	
Dr. Anthony N. DeMaria Cardiovascular Imaging Chair	05/09/05	\$500,000	\$506,500	\$1,265,661	\$0	\$1,000	\$86,356	(\$48,306)	\$1,304,710	
Dr. Claire Louise Caudill Professorship in Family Medicine	09/24/96	\$741,880	\$742,100	\$1,926,916	\$0	\$0	\$134,670	(\$380)	\$2,061,206	
Dr. Donald T. Frazier Professorship	01/17/03	\$50,000	\$50,000	\$126,954	\$0	\$0	\$8,804	(\$2,600)	\$133,157	
Dr. E. Vernon Smith and Eloise C. Smith Professorship in Macular Degeneration	05/11/06	\$100,000	\$100,000	\$370,823	\$0	\$0	\$25,069	(\$28,101)	\$367,791	
Dr. E. Vernon Smith and Eloise C. Smith Alzheimer's Research Endowed Chair Fund	05/11/06	\$2,000,000	\$6,824,371	\$11,181,774	\$0	\$0	\$781,636	\$0	\$11,963,410	
Dr. E. Vernon Smith and Eloise C. Smith Macular Degeneration Endowed Chair Fund	05/11/06	\$2,245,133	\$2,260,000	\$5,712,050	\$0	\$0	\$399,273	\$0	\$6,111,323	
Dr. E. Vernon Smith and Eloise C. Smith Professorship in American History	05/11/06	\$100,000	\$100,000	\$243,801	\$0	\$0	\$16,584	(\$7,822)	\$252,563	
Dr. E. Vernon Smith and William E. Smith Endowed Faculty Fellowship in the College of Business and Economics	05/11/06	\$100,000	\$100,000	\$239,291	\$0	\$0	\$16,467	(\$8,724)	\$247,034	
Dr. E. Vernon Smith, Bertice Henry Smith and Bertice Harold Smith Professorship in Nursing	05/11/06	\$100,000	\$100,000	\$245,311	\$0	\$0	\$16,724	(\$9,359)	\$252,676	
Dr. Fred W. Zechman Professorship	01/17/03	\$50,000	\$50,000	\$119,309	\$0	\$0	\$8,274	(\$1,152)	\$126,431	
Dr. Jamie Jacobs Medical Student Scholarship	06/12/02	\$50,000	\$50,000	\$132,385	\$0	\$0	\$9,253	\$0	\$141,637	
Dr. Judith Ann Powell Pachtman Professorship or Chair in Obstetrics & Gynecology	01/19/01	\$50,000	\$51,000	\$249,331	\$0	\$250	\$17,430	\$0	\$267,010	
Dr. Laurie L. Humphries Endowed Chair in Child Psychiatry	06/30/10	\$500,000	\$1,250,000	\$2,689,833	\$0	\$0	\$186,714	(\$48,119)	\$2,828,428	
Dr. Louis L. Boyarsky Professorship	01/17/03	\$50,000	\$50,000	\$119,895	\$0	\$0	\$8,380	\$0	\$128,275	
Dr. Richard R. & Dorothy Hillenmeyer Crutcher Scholarship Fund	02/01/01	\$200,000	\$200,000	\$527,971	\$0	\$50,000	\$38,047	(\$30,000)	\$586,018	
Dr. Robert and Linda Granacher Scholarship	03/30/11	\$50,132	\$50,133	\$157,204	\$0	\$0	\$10,537	(\$10,000)	\$157,741	
Dr. Robert D. Hayes Endowed Graduate Fellowship Fund	06/01/01	\$50,000	\$57,532	\$150,757	\$0	\$0	\$11,710	(\$5,771)	\$156,696	
Dr. Robert D. Marciani Endowed Fund in Oral & Maxillofacial Surgery & Oral Health Research	12/04/09	\$59,989	\$190,391	\$436,122	\$0	\$0	\$33,864	(\$16,688)	\$453,298	
Dr. Shih-Chun Wang Professorship in Physiology	10/27/00	\$50,000	\$51,077	\$141,795	\$0	\$0	\$9,945	\$0	\$151,740	
Dr. Thomas L. Skinner Professorship in Physiology	06/21/00	\$50,000	\$53,000	\$143,443	\$0	\$0	\$9,767	(\$9,090)	\$144,120	

University of Kentucky
 Endowment Match Program
Table 5: Components of Change in Endowment Market Value
 During Fiscal Year 2022 - 2023

Endowment Name	Date Estab.	Prior to 07/01/22				During Fiscal Year 2022 - 2023				Market Value as of 06/30/23
		State Funds Received	Gifts Received	Market Value as of 07/01/22	State Funds Received	Gifts Received and Transfers	Investment Earnings (Loss)	Earnings Distributed ¹		
Dr. William A. & Ann T. Withington Graduate Student Support Fund	10/30/00	\$68,510	\$72,813	\$280,313	\$0	\$500	\$19,430	(\$8,162)	\$292,080	
Dr. William Jack Carey Professorship in Emergency Medicine	01/09/01	\$50,000	\$55,014	\$179,753	\$0	\$0	\$12,256	(\$6,859)	\$185,151	
Dr. William R. Willard Professorship in Behavioral Science	02/26/06	\$41,205	\$59,822	\$188,947	\$0	\$300,000	\$22,584	\$0	\$511,531	
Drs. Barbara and James Holsinger Professorship in Anatomy	03/15/01	\$115,000	\$115,000	\$328,157	\$0	\$0	\$22,767	(\$5,646)	\$345,278	
DuMez Faculty Research Development Fund	12/30/07	\$50,000	\$56,000	\$138,088	\$0	\$0	\$9,414	(\$5,268)	\$142,233	
E. Preston Hicks Professorship for Orthodontics & Oral Health Research	09/30/04	\$477,001	\$498,835	\$1,534,107	\$0	\$0	\$105,879	(\$29,471)	\$1,610,516	
E.A. Ford, III Endowment for ALS Research	03/26/04	\$50,000	\$55,000	\$190,081	\$0	\$0	\$13,314	\$0	\$203,395	
Earl F. & Jean M. Lockwood Professorship of International Commerce and Entrepreneurship	09/28/00	\$200,000	\$200,000	\$470,408	\$0	\$0	\$32,070	(\$17,947)	\$484,531	
Earl Platt Slone Endowed Professorship in Pharmacy Practice and Science	09/12/02	\$142,014	\$160,219	\$541,309	\$0	\$3,700	\$42,163	(\$20,751)	\$566,422	
Earle C. Clements Graduate Research Fellowship	03/14/07	\$125,000	\$125,500	\$323,202	\$0	\$0	\$22,032	(\$12,330)	\$332,904	
Earth and Environmental Sciences Endowed Alumni Professorship	11/07/06	\$67,400	\$119,087	\$219,250	\$0	\$0	\$15,108	(\$7,165)	\$227,193	
Edith D. Gardner Chair in Cancer Research	11/27/89	\$789,700	\$789,700	\$2,268,674	\$0	\$0	\$157,627	(\$31,425)	\$2,394,877	
Elise White Boyd Graduate Fellowship	12/09/04	\$125,000	\$139,244	\$310,401	\$0	\$0	\$21,160	(\$11,842)	\$319,719	
Eloise C. Smith and Dr. E. Vernon Smith Medical Scholarship Endowment	05/11/06	\$800,000	\$800,000	\$2,027,659	\$0	\$0	\$138,375	(\$74,534)	\$2,091,501	
Emery A. Wilson, M.D. Dean's Chair	05/31/07	\$99,037	\$105,624	\$255,180	\$0	\$0	\$17,837	\$0	\$273,017	
Endowed Chair in Neuroscience	12/31/01	\$500,066	\$500,066	\$1,260,751	\$0	\$0	\$85,991	(\$48,123)	\$1,298,619	
Endowed Chair in Neurosurgery	05/19/99	\$500,000	\$500,289	\$1,254,886	\$0	\$0	\$85,552	(\$47,877)	\$1,292,561	
Endowed Chair in Orthopaedic Surgery Research	06/23/04	\$500,000	\$524,900	\$1,205,794	\$0	\$0	\$82,641	(\$30,844)	\$1,257,591	
Endowed Chair/Distinguished Scholar in Rural Health Policy	09/03/01	\$1,000,000	\$1,000,000	\$3,024,234	\$0	\$0	\$240,990	\$0	\$3,265,224	
Endowed Professorship in Cardiology	04/19/00	\$50,000	\$149,755	\$261,320	\$0	\$0	\$17,821	(\$9,973)	\$269,168	
Endowed Professorship in Forestry and Environmental Sciences	12/31/01	\$500,066	\$500,066	\$1,311,513	\$0	\$0	\$89,439	(\$50,052)	\$1,350,899	
Endowed Professorship in Neuro-Urologic Research	02/29/04	\$336,216	\$336,216	\$794,889	\$0	\$0	\$54,191	(\$30,327)	\$818,753	
Ernst & Young Professorship of Accountancy	08/12/87	\$153,065	\$282,385	\$628,516	\$0	\$0	\$42,465	(\$48,977)	\$622,004	
Ethelyn O'Neal Endowed Fellowship Fund	05/15/06	\$900,000	\$1,003,343	\$2,597,911	\$0	\$0	\$177,086	(\$100,000)	\$2,674,997	

**University of Kentucky
Endowment Match Program
Table 5: Components of Change in Endowment Market Value
During Fiscal Year 2022 - 2023**

Endowment Name	Date Estab.	Prior to 07/01/22				During Fiscal Year 2022 - 2023				Market Value as of 06/30/23
		State Funds Received	Gifts Received	Market Value as of 07/01/22	State Funds Received	Gifts Received and Transfers	Investment Earnings (Loss)	Earnings Distributed ¹		
Evalyn Anderson Edwards Professorship	10/29/04	\$250,000	\$250,000	\$612,190	\$0	\$0	\$41,736	(\$23,357)	\$630,569	
Everett H. Metcalf, Jr. Professorship of Law	06/19/01	\$200,000	\$200,000	\$526,725	\$0	\$0	\$35,951	(\$20,119)	\$542,557	
Floyd H. Wright Research Endowment	12/08/98	\$1,080,000	\$1,080,000	\$2,593,947	\$0	\$0	\$176,842	(\$98,965)	\$2,671,824	
Frank J. Derbyshire Research Professorship Endowment	12/06/99	\$100,000	\$128,858	\$413,875	\$0	\$0	\$28,919	\$0	\$442,794	
G. Dan and Virginia Martin Pediatric Research Fund	12/31/08	\$100,000	\$140,000	\$319,402	\$0	\$40,000	\$23,378	(\$12,932)	\$369,848	
Gaines Center Lafayette Seminar Endowment	03/18/04	\$111,230	\$139,956	\$316,772	\$0	\$0	\$21,596	(\$12,085)	\$326,282	
Gallion & Baker Professorship	08/16/00	\$100,000	\$100,350	\$265,615	\$0	\$0	\$18,104	(\$10,131)	\$273,587	
Gartner Group Chair in Network Engineering	09/15/98	\$900,000	\$900,000	\$2,300,016	\$0	\$0	\$156,803	(\$87,751)	\$2,369,068	
Gary B. Knapp Endowed Chair in Arts Administration	06/24/99	\$500,000	\$500,000	\$1,251,142	\$0	\$0	\$85,294	(\$47,733)	\$1,288,703	
Gary B. Knapp Endowment in Support of Business Education and the Arts	06/24/99	\$1,000,000	\$1,000,000	\$2,812,480	\$0	\$0	\$183,389	\$0	\$2,995,869	
George A. Digenis Professorship/Chair in Drug Design and Discovery in Pharmaceutical Sciences	03/12/02	\$68,650	\$85,250	\$220,094	\$0	\$0	\$17,174	(\$6,898)	\$230,370	
George A. Young Endowment for Stroke Research	08/02/02	\$1,479,600	\$1,968,415	\$5,035,566	\$0	\$0	\$347,529	(\$170,940)	\$5,212,155	
George and Betty Blanda Professorship in Education	01/25/00	\$100,000	\$100,000	\$250,413	\$0	\$0	\$17,198	(\$6,716)	\$260,895	
George E. Mitchell, Jr. Graduate Fellowship Fund for Animal Sciences	02/17/99	\$120,000	\$131,433	\$316,052	\$0	\$0	\$21,547	(\$12,058)	\$325,541	
George Schwert Professorship in Biochemistry	10/18/00	\$235,000	\$235,000	\$650,838	\$0	\$0	\$50,654	(\$24,962)	\$676,529	
Georgia Davis Powers Endowment Fund5	01/22/07	\$500,000	\$503,439	\$1,753,402	\$0	\$0	\$129,114	\$0	\$1,882,516	
Gerald L. Nichols Fellowship Fund	12/22/98	\$125,000	\$125,000	\$297,378	\$0	\$0	\$20,274	(\$11,346)	\$306,306	
Geraldine L. Cosby Scholarship	12/09/98	\$45,000	\$45,000	\$110,413	\$0	\$0	\$7,689	(\$663)	\$117,439	
Gertrude F. Ribble Academic Fund	04/29/98	\$1,000,000	\$1,152,209	\$2,946,342	\$0	\$0	\$201,800	(\$115,194)	\$3,032,947	
Gifford Blyton Professorship in Oral Communication and Forensics	06/04/02	\$197,926	\$201,226	\$525,220	\$0	\$0	\$35,807	(\$20,038)	\$540,988	
Gill Foundation Chair in Preventive Cardiology3	01/20/98	\$0	\$1,000,000	\$1,574,059	\$0	\$0	\$108,588	(\$46,847)	\$1,635,800	
Gill Foundation Professorship in Interventional Cardiology3	12/19/97	\$0	\$200,225	\$225,402	\$0	\$0	\$15,367	(\$8,600)	\$232,169	
Gill Heart Institute Endowment3	12/26/02	\$0	\$1,168,759	\$1,600,480	\$0	\$0	\$110,843	(\$43,413)	\$1,667,910	
Gloria W. Singletary Chair in Women's Health	05/29/02	\$500,150	\$502,300	\$1,474,093	\$0	\$0	\$103,030	\$0	\$1,577,122	

University of Kentucky
Endowment Match Program
Table 5: Components of Change in Endowment Market Value
During Fiscal Year 2022 - 2023

Endowment Name	Date Estab.	Prior to 07/01/22					During Fiscal Year 2022 - 2023					Market Value as of 06/30/23
		State Funds Received	Gifts Received	Market Value as of 07/01/22	State Funds Received	Gifts Received and Transfers	Investment Earnings (Loss)	Earnings Distributed ¹				
Good Samaritan Chair in Health Education, Research, Health Promotion and Preventive Services	03/02/00	\$500,000	\$500,000	\$1,321,732	\$0	\$0	\$102,669	(\$50,596)	\$1,373,806			
Good Samaritan Professorship or Chair in Community Health Nursing	09/19/02	\$500,000	\$500,000	\$1,199,407	\$0	\$0	\$81,769	(\$45,760)	\$1,235,416			
Gordon L. Hyde, M.D.Chair in Vascular Surgery	12/20/96	\$189,445	\$588,782	\$1,349,126	\$0	\$0	\$92,003	(\$51,488)	\$1,389,642			
Graduate Studies and Research Endowed Fund	09/10/02	\$130,000	\$130,100	\$372,800	\$0	\$0	\$25,558	(\$7,735)	\$390,623			
Gregory M. Jasko Cardiovascular Research Endowment in the Division of Cardiology	07/01/03	\$142,000	\$144,036	\$339,459	\$0	\$0	\$23,674	(\$1,931)	\$361,203			
Guy M. Davenport Endowed Professorship in English	11/16/05	\$50,000	\$1,815,893	\$2,262,364	\$0	\$0	\$157,300	(\$17,527)	\$2,402,136			
H. Bruce Price Professorship in Agricultural Economics	05/19/94	\$50,000	\$75,602	\$190,772	\$0	\$25	\$13,035	(\$7,294)	\$196,538			
H. E. Katterjohn Professorship in Engineering	12/01/03	\$250,000	\$251,811	\$648,869	\$0	\$0	\$44,236	(\$24,756)	\$668,349			
H. Lester Reynolds Professorship in Engineering	11/13/02	\$100,000	\$104,000	\$283,270	\$0	\$0	\$19,312	(\$10,807)	\$291,775			
Hajja Razia Sharif Sheikh Islamic Studies Professor	02/14/11	\$100,000	\$100,000	\$262,134	\$0	\$0	\$17,860	(\$7,467)	\$272,527			
Halcomb Endowed Fellowship in Medicine and Engineering	10/21/08	\$500,000	\$526,983	\$1,373,278	\$0	\$0	\$93,622	(\$52,394)	\$1,414,507			
Hardin-Drnevich-Huang Professorship in Geotechnical Engineering	07/21/06	\$156,205	\$184,431	\$396,854	\$0	\$0	\$27,054	(\$15,140)	\$408,768			
Harold R. Burton Endowed Professorship in Plant Biochemistry	05/01/00	\$618,750	\$618,750	\$1,568,130	\$0	\$0	\$106,907	(\$59,828)	\$1,615,209			
Harper Industries, Inc. Graduate Fellowship Endowment Fund	10/14/99	\$200,000	\$200,000	\$533,277	\$0	\$0	\$36,367	(\$20,352)	\$549,292			
Harry B. Kostenbauder Professorship in Pharmacy3	04/24/02	\$200,000	\$36,075	\$336,420	\$0	\$0	\$22,931	(\$12,833)	\$346,518			
Harry E. Wheeler Chair in Plant Mycology	09/28/00	\$500,000	\$500,000	\$1,149,275	\$0	\$0	\$78,351	(\$43,848)	\$1,183,779			
Helena Edwards Abell Chair in Historic Preservation	03/15/00	\$500,937	\$502,712	\$1,223,032	\$0	\$0	\$83,380	(\$46,662)	\$1,259,750			
Helen Thacker Graduate Fellowship in Educational and Counseling Psychology	06/14/00	\$100,000	\$100,000	\$258,518	\$0	\$0	\$20,225	(\$6,957)	\$271,786			
Hellmann Family Fund in the Division of Infectious Diseases	02/07/02	\$50,000	\$50,000	\$156,672	\$0	\$0	\$10,947	\$0	\$167,619			
Hellmann Family Scholarship Endowment Fund	04/11/08	\$50,000	\$50,000	\$148,372	\$0	\$0	\$10,213	(\$3,500)	\$155,085			
Hildegard Rose Shapiro Endowed Equine Research Fund	03/20/09	\$500,000	\$567,137	\$1,537,761	\$0	\$0	\$104,835	(\$58,669)	\$1,583,928			
Holbrook Law Library Endowment	05/24/01	\$150,000	\$228,974	\$576,813	\$0	\$0	\$44,952	(\$19,026)	\$602,739			
Infectious Diseases Research Professorship in Internal Medicine	05/10/02	\$50,000	\$50,000	\$133,394	\$0	\$0	\$9,094	(\$5,089)	\$137,398			
Institute of Rural Journalism & Community Issues Endowed Fund for Excellence	03/28/05	\$722,097	\$955,269	\$1,865,714	\$0	\$30,849	\$129,656	(\$75,000)	\$1,951,219			

University of Kentucky
 Endowment Match Program
 Table 5: Components of Change in Endowment Market Value
 During Fiscal Year 2022 - 2023

Endowment Name	Date Estab.	Prior to 07/01/22				During Fiscal Year 2022 - 2023				Market Value as of 06/30/23
		State Funds Received	Gifts Received	Market Value as of 07/01/22	State Funds Received	Gifts Received and Transfers	Investment Earnings (Loss)	Earnings Distributed ¹		
Isaac T. Stewart Fellowship Fund	12/15/05	\$50,000	\$50,000	\$127,072	\$0	\$0	\$8,825	(\$1,225)	\$134,673	
J. C. FERM Graduate Fellowship Fund	11/13/00	\$50,000	\$73,014	\$146,188	\$0	\$400	\$10,157	(\$1,600)	\$155,145	
J. Gary Maynard, Jr., Professorship for Periodontology and Oral Health Research	11/10/05	\$300,259	\$313,158	\$1,061,716	\$0	\$0	\$83,429	(\$20,461)	\$1,124,684	
J. B. Hilliard, W.L. Lyons, Inc. Chair for Innovation Management	06/22/99	\$500,000	\$500,000	\$1,204,115	\$0	\$0	\$82,090	(\$45,940)	\$1,240,265	
Jack & Linda Gill College of Arts & Sciences Research Excellence Fund	06/18/01	\$500,000	\$500,000	\$1,096,978	\$0	\$0	\$74,608	(\$48,688)	\$1,122,898	
Jack & Linda Gill Engineering Research Excellence Fund	06/18/01	\$500,000	\$500,000	\$1,057,299	\$0	\$0	\$72,082	(\$40,339)	\$1,089,041	
Jack M. Gill Chair in Internal Medicine3	01/20/98	\$1,000,000	\$0	\$1,216,072	\$0	\$0	\$82,905	(\$46,396)	\$1,252,582	
Jacqueline A. Noonan - CMN Research Chair in Pediatrics3	12/08/08	\$1,000,000	\$1,002,276	\$3,206,023	\$0	\$0	\$223,099	(\$30,700)	\$3,398,422	
Jacqueline A. Noonan Professorship in Pediatrics3	01/20/98	\$200,000	\$305,990	\$630,476	\$0	\$0	\$44,033	\$0	\$674,509	
Jacqueline K. Resinger Fellowship in Medical Laboratory Science	02/27/04	\$50,000	\$121,272	\$205,914	\$0	\$0	\$13,993	(\$9,151)	\$210,755	
Jacqueline Y. Miller Smith Visiting Professorship in Women's Health & Rheumatology	03/16/06	\$54,225	\$54,825	\$185,373	\$0	\$0	\$12,953	\$0	\$198,326	
James & Mary Lassiter Endowed Chair	12/22/00	\$500,000	\$500,000	\$1,324,972	\$0	\$0	\$92,600	\$0	\$1,417,571	
James & Mary Lassiter Endowed Fellowship	05/17/01	\$200,000	\$219,025	\$493,092	\$0	\$0	\$33,616	(\$18,813)	\$507,896	
James & Mary Lassiter Endowed Professorship	05/17/01	\$100,000	\$100,000	\$236,712	\$0	\$0	\$16,138	(\$9,031)	\$243,818	
James and Cora Sanders Nursery/Landscape Research Endowment	04/28/99	\$26,195	\$29,145	\$68,825	\$0	\$0	\$4,692	(\$2,626)	\$70,891	
James and Diane Stuckert BS/MBA Program Endowment Fund	04/02/07	\$3,200,000	\$3,200,000	\$7,941,555	\$0	\$0	\$541,414	(\$302,990)	\$8,179,979	
James and Diane Stuckert BS/MBA Program Endowment Fund	04/02/07	\$1,800,000	\$1,800,000	\$4,367,043	\$0	\$0	\$297,723	(\$166,614)	\$4,498,152	
James and Diane Stuckert Professorship in Service Learning	08/23/05	\$250,000	\$250,000	\$687,202	\$0	\$0	\$47,191	(\$18,428)	\$715,964	
James Arvie Thacker Fund	06/30/04	\$50,000	\$50,000	\$232,717	\$0	\$187,415	\$24,575	(\$7,862)	\$436,846	
James E. & Christine D. Luckett Endowed Fellowship Fund	08/23/05	\$400,000	\$400,078	\$960,197	\$0	\$0	\$65,461	(\$36,634)	\$989,025	
James F. Glenn, M.D. Endowed Chair in Urology	10/25/00	\$600,000	\$601,000	\$1,511,371	\$0	\$0	\$103,037	(\$57,662)	\$1,556,746	
James F. Hardymon Chair in Manufacturing Systems	02/19/99	\$500,000	\$500,000	\$1,185,162	\$0	\$0	\$80,798	(\$45,217)	\$1,220,744	
James F. Hardymon Chair in Urologic Research	04/06/00	\$1,000,000	\$1,000,000	\$2,300,597	\$0	\$0	\$160,823	\$0	\$2,461,420	
James F. Hardymon Chairs in Networking	02/19/99	\$500,000	\$505,293	\$1,191,734	\$0	\$0	\$81,246	(\$45,468)	\$1,227,512	

University of Kentucky
 Endowment Match Program
Table 5: Components of Change in Endowment Market Value
 During Fiscal Year 2022 - 2023

Endowment Name	Date Estab.	Prior to 07/01/22					During Fiscal Year 2022 - 2023				
		State Funds Received	Gifts Received	Market Value as of 07/01/22	State Funds Received	Gifts Received and Transfers	Investment Earnings (Loss)	Earnings Distributed ¹	Market Value as of 06/30/23		
James F. Hardyman Graduate Fellowship Program	02/19/99	\$500,000	\$500,000	\$1,185,162	\$0	\$0	\$80,798	(\$45,217)	\$1,220,744		
James L. & Suzanne H. Elliott Professorship in Pediatrics	12/09/04	\$47,937	\$47,937	\$159,938	\$0	\$0	\$10,913	(\$9,304)	\$161,548		
James R. Boyd Professorship in Electrical Engineering	01/28/98	\$100,000	\$143,168	\$317,597	\$0	\$0	\$21,658	(\$12,120)	\$327,134		
James Stephen Brown Graduate Appalachian Studies Fund	02/20/99	\$50,330	\$51,200	\$128,648	\$0	\$0	\$8,815	(\$6,175)	\$131,288		
James W. Holsinger, Jr. M.D. Professorship in Neurosciences	11/26/03	\$50,000	\$50,000	\$123,170	\$0	\$0	\$8,402	(\$4,702)	\$126,870		
Jana Oliver Memorial Fellowship Fund	12/28/00	\$100,000	\$100,000	\$236,324	\$0	\$0	\$16,111	(\$9,016)	\$243,419		
Janet Galloway Carter Chair in Rehabilitation Medicine	05/10/00	\$272,714	\$874,451	\$1,710,583	\$0	\$0	\$118,289	(\$54,061)	\$1,774,811		
Janet H. Koller Endowment for Equine Research and Development	01/25/05	\$1,684,279	\$1,684,968	\$3,728,501	\$0	\$0	\$254,162	(\$142,236)	\$3,840,427		
Janet H. Koller Equine Biomimetics Research Endowment	09/30/05	\$2,000,000	\$2,000,113	\$4,556,242	\$0	\$0	\$310,622	(\$173,833)	\$4,693,031		
Janet H. Koller Equine Infectious Diseases Research Endowment	08/31/05	\$2,000,000	\$2,000,000	\$4,556,256	\$0	\$0	\$310,623	(\$173,833)	\$4,693,046		
Janet H. Koller Priority Response Research Endowment	01/25/05	\$1,000,000	\$1,000,000	\$2,303,477	\$0	\$0	\$157,039	(\$87,883)	\$2,372,632		
Jason Alexander Gill Professorship in Cardiothoracic Surgery ³	12/19/97	\$0	\$200,000	\$292,547	\$0	\$0	\$20,447	\$0	\$312,994		
Jefferson Morris Gill, Ph.D. Professorship in Cardiology ³	12/19/97	\$0	\$200,000	\$260,395	\$0	\$0	\$17,752	(\$9,935)	\$268,213		
Jeffrey N. and Jennifer S. Quinn Graduate Fellowship in Engineering	04/05/07	\$50,000	\$50,089	\$122,776	\$0	\$0	\$8,370	(\$4,684)	\$126,462		
Jennifer Gill Roberts Professorship in Pediatric Cardiology ³	12/19/97	\$0	\$200,000	\$285,112	\$0	\$0	\$19,642	(\$9,524)	\$295,231		
Jennifer S. Quinn M.D. and Jeffrey N. Quinn Professorship in Pediatric Oncology Endowment	03/03/07	\$50,000	\$50,000	\$192,216	\$0	\$0	\$13,431	\$0	\$205,647		
Jes & Clementine Schlaikjer Professorship - I2	06/11/02	\$0	\$256,515	\$392,332	\$0	\$0	\$26,738	(\$14,963)	\$404,107		
Jes & Clementine Schlaikjer Professorship - II2	06/11/02	\$0	\$253,538	\$410,367	\$0	\$0	\$27,965	(\$15,650)	\$422,682		
Jes E. and Clementine Mills Schlaikjer Chair in Equine Infectious Diseases ²	12/09/98	\$0	\$3,467,208	\$5,186,768	\$0	\$0	\$353,621	(\$197,896)	\$5,342,493		
Joanne I. Bell Endowment in Critical Thinking and Social Policy Analysis	02/07/03	\$50,000	\$84,700	\$216,997	\$0	\$0	\$15,165	\$0	\$232,162		
Joe A. & Cecil Dulin Wallace Fund	09/07/00	\$375,000	\$410,000	\$1,057,156	\$0	\$0	\$82,118	(\$40,468)	\$1,098,806		
John A. Morris Library Endowed Research and Mission Support Fund ²	12/09/98	\$1,000,000	\$0	\$1,263,020	\$0	\$0	\$86,131	(\$48,201)	\$1,300,950		
John B. and Jane B. Stephenson Endowed Graduate Fellowship	05/14/99	\$25,000	\$25,319	\$119,629	\$0	\$0	\$8,155	(\$4,564)	\$123,220		
John C. Hubbard Endowment	11/22/05	\$122,010	\$122,010	\$280,289	\$0	\$0	\$19,175	(\$17,116)	\$282,349		

University of Kentucky
Endowment Match Program
Table 5: Components of Change in Endowment Market Value
During Fiscal Year 2022 - 2023

Endowment Name	Date Estab.	Prior to 07/01/22					During Fiscal Year 2022 - 2023				
		State Funds Received	Gifts Received	Market Value as of 07/01/22	State Funds Received	Gifts Received and Transfers	Investment Earnings (Loss)	Earnings Distributed ¹	Market Value as of 06/30/23		
John Edwin Partington and Gwendolyn Gray Partington Scholarship Fund	08/31/98	\$268,000	\$294,588	\$724,418	\$0	\$0	\$49,767	(\$19,434)	\$754,751		
John H. Heick Professorship in Soil Science	01/22/01	\$100,000	\$100,000	\$239,641	\$0	\$0	\$16,338	(\$9,143)	\$246,836		
John I. and Patricia J. Buster Endowment Fund in the College of Human Environmental Sciences	04/07/99	\$956,358	\$1,315,540	\$2,839,808	\$0	\$54,400	\$196,632	(\$109,447)	\$2,981,393		
John L. and Ruth J. Southam Animal Biopathology Research Endowment	05/27/05	\$384,267	\$420,475	\$1,013,957	\$0	\$0	\$69,124	(\$38,684)	\$1,044,397		
John L. Clarke, Jr. & Fred K. Knapp Entomology Graduate Student Research Fund	12/31/05	\$50,420	\$51,420	\$144,760	\$0	\$0	\$9,869	(\$5,523)	\$149,106		
John Mink Chair for Pediatric Dentistry and Oral Health Research	11/25/98	\$509,559	\$528,059	\$1,980,913	\$0	\$0	\$136,705	(\$38,051)	\$2,079,567		
John R. Gaines Endowed Chair in the Humanities	03/30/05	\$563,990	\$677,380	\$1,431,808	\$0	\$0	\$97,608	(\$54,624)	\$1,474,792		
John R. Van Nagell, M.D. Chair in Gynecologic Oncology	12/12/00	\$392,000	\$592,000	\$1,402,383	\$0	\$0	\$94,938	(\$53,130)	\$1,444,192		
John Russell Groves-Kentucky Housing Corporation Research Fund in Affordable Housing Design	06/11/02	\$300,000	\$300,000	\$764,545	\$0	\$0	\$52,123	(\$29,169)	\$787,498		
John S. & Elizabeth A. Knight Chair Endowment Supplement ²	12/09/98	\$1,716,000	\$249,657	\$2,685,700	\$0	\$0	\$183,096	(\$102,465)	\$2,766,330		
John W. Greene, Jr., M.D. Professorship in Obstetrics & Gynecology	05/01/01	\$425,000	\$558,408	\$1,317,808	\$0	\$0	\$89,842	(\$50,278)	\$1,357,372		
Jorgi Nicholau Boom Ovarian Cancer Research Endowment	03/20/07	\$50,000	\$114,100	\$326,521	\$0	\$0	\$22,815	\$0	\$349,336		
Joseph Hamburg Professorship in Rehabilitation Sciences ³	01/20/98	\$200,000	\$0	\$243,562	\$0	\$0	\$16,605	(\$9,292)	\$250,874		
Joy Bale & George Street Boone Symposium in the Humanities	01/12/06	\$240,035	\$306,747	\$644,598	\$0	\$0	\$44,054	(\$24,654)	\$663,998		
Judy and Byron Young Neuroscience Institute Endowed Professorship	07/20/06	\$100,000	\$100,000	\$342,779	\$0	\$0	\$23,951	\$0	\$366,731		
Karri Casner Environmental Sciences Fellowship	01/17/05	\$100,000	\$100,000	\$236,370	\$0	\$0	\$16,115	(\$9,018)	\$243,466		
Kate Spade & Company Foundation Endowed Professorship	12/31/04	\$125,000	\$125,000	\$361,269	\$0	\$0	\$24,628	(\$13,782)	\$372,115		
Kathryn Louise Chelgiren Endowed Professorship for Research in Family Studies	02/05/01	\$60,000	\$60,000	\$149,770	\$0	\$0	\$10,211	(\$5,714)	\$154,266		
Kay Seeley Hoffman Research Endowment	02/29/08	\$99,652	\$106,652	\$313,665	\$0	\$0	\$21,388	(\$11,969)	\$323,084		
Kaye Matthews Stone Fund for Research in Pancreatic Cancer and Other Gastrointestinal Cancers	02/08/02	\$50,000	\$109,867	\$208,464	\$0	\$1,000	\$14,618	\$0	\$224,082		
Keenland Concours d' elegance Endowment for Newborn Research to Benefit Kentucky Children's Hospital	06/01/06	\$200,000	\$200,110	\$574,014	\$0	\$0	\$37,317	(\$93,415)	\$517,916		
Keith and Phyllis MacAdam Library Endowed Fund for American Music	12/06/00	\$75,000	\$75,100	\$234,755	\$0	\$0	\$18,295	(\$7,743)	\$245,306		
Kenneth H. and Susan W. Beard Graduate Fellowship Fund	10/01/01	\$250,000	\$250,310	\$619,547	\$0	\$0	\$42,237	(\$23,637)	\$638,147		
Kenneth N. and Carol L. Robertson Endowment Fund	11/01/04	\$100,000	\$226,023	\$381,907	\$0	\$10,000	\$26,684	(\$14,727)	\$403,865		

**University of Kentucky
Endowment Match Program
Table 5: Components of Change in Endowment Market Value
During Fiscal Year 2022 - 2023**

Endowment Name	Date Estab.	Prior to 07/01/22					During Fiscal Year 2022 - 2023					Market Value as of 06/30/23
		State Funds Received	Gifts Received	Market Value as of 07/01/22	State Funds Received	Gifts Received and Transfers	Investment Earnings (Loss)	Earnings Distributed ¹				
Kentuckiana Masonry Institute Endowed Professorship	04/06/99	\$100,000	\$105,144	\$258,190	\$0	\$0	\$17,602	(\$9,851)		\$265,941		
Kentucky Economic Development Endowment for Science & Technology	05/01/01	\$394,643	\$395,962	\$1,244,661	\$0	\$0	\$96,998	(\$41,055)		\$1,300,604		
Kentucky Hospital Association Professorship and Research Fund	08/10/05	\$500,000	\$500,000	\$1,595,838	\$0	\$0	\$108,756	(\$60,863)		\$1,643,731		
Kentucky Medical Services Foundation Chair in Pharmacy	12/12/12	\$500,000	\$500,000	\$2,002,433	\$0	\$0	\$136,514	(\$76,397)		\$2,062,551		
Kentucky Pharmacists Association Professor of Leadership Endowed Fund	04/04/05	\$50,000	\$52,500	\$178,418	\$0	\$0	\$12,161	(\$6,806)		\$183,773		
Kentucky Utilities Professorship in Electrical & Computer Engineering	06/11/02	\$50,000	\$50,000	\$143,824	\$0	\$0	\$9,805	(\$5,487)		\$148,142		
Kevin Heidrich/Team 7 Endowment for ALS Patient Services Research	03/31/03	\$500,345	\$513,007	\$1,209,422	\$0	\$0	\$82,573	(\$46,210)		\$1,245,784		
KiYoung Lee Graduate Fellowship	08/23/05	\$36,000	\$36,000	\$82,458	\$0	\$0	\$5,621	(\$3,145)		\$84,933		
KPMG Professorship Endowment	05/10/05	\$50,000	\$182,650	\$413,486	\$0	\$0	\$28,815	(\$2,743)		\$439,558		
Laramie L. Leatherman Professorship of Law II	04/01/99	\$100,000	\$100,000	\$233,546	\$0	\$0	\$15,922	(\$8,910)		\$240,557		
Lauranne Laise Howell Graduate Fellowship in Economic Education	05/17/02	\$125,000	\$125,101	\$342,054	\$0	\$0	\$23,496	(\$9,175)		\$356,375		
Lawson Endowment Fund - Professorship in Civil Engineering	11/04/02	\$250,000	\$250,000	\$695,179	\$0	\$0	\$47,394	(\$26,523)		\$716,050		
Lawson Endowment Fund for Asphalt Research	11/04/02	\$650,001	\$650,001	\$1,767,827	\$0	\$0	\$120,521	(\$67,447)		\$1,820,902		
Lee Todd, Jr. and Patricia B. Todd Orchestra Research Endowment	06/17/09	\$600,000	\$1,085,002	\$2,314,213	\$0	\$0	\$157,925	(\$88,379)		\$2,383,759		
Leo P. Branstetter Alzheimer's Disease Research Fund	11/17/05	\$248,751	\$248,751	\$791,383	\$0	\$0	\$55,303	\$0		\$846,686		
Leslie L. Martin Endowed Fellowship Fund	05/29/01	\$50,000	\$51,863	\$140,928	\$0	\$0	\$9,680	(\$3,780)		\$146,828		
Leslie L. Martin Endowed Research Fellowship	08/31/05	\$50,000	\$50,000	\$122,946	\$0	\$0	\$8,445	(\$3,298)		\$128,094		
Lewis Cockran Graduate Fellowship Fund	08/28/98	\$52,000	\$76,817	\$231,604	\$0	\$0	\$15,481	(\$20,741)		\$226,344		
Lexington Herald-Leader Fellowship Endowment	02/17/00	\$100,000	\$100,000	\$249,375	\$0	\$0	\$17,001	(\$9,514)		\$256,862		
Lexington Opera Society Chair in Opera Studies	12/15/04	\$750,000	\$755,845	\$1,967,334	\$0	\$0	\$152,818	(\$75,309)		\$2,044,843		
Lexington Opera Society Community Endowment for Vocal Studies	05/11/04	\$50,000	\$50,000	\$125,399	\$0	\$0	\$8,548	(\$4,784)		\$129,163		
Lexmark Graduate Fellowship Endowment	07/09/02	\$100,000	\$103,954	\$264,130	\$0	\$0	\$18,007	(\$10,077)		\$272,060		
Library & Information Science Endowed Graduate Fellowship Fund	02/25/99	\$30,724	\$32,697	\$82,009	\$0	\$0	\$5,593	(\$3,130)		\$84,472		
Linda C. Gill Chair in Nursing3	01/20/98	\$1,000,000	\$500	\$1,188,057	\$0	\$0	\$80,995	(\$45,327)		\$1,223,725		

University of Kentucky
Endowment Match Program
Table 5: Components of Change in Endowment Market Value
During Fiscal Year 2022 - 2023

Endowment Name	Date Estab.	Prior to 07/01/22				During Fiscal Year 2022 - 2023				Market Value as of 06/30/23
		State Funds Received	Gifts Received	Market Value as of 07/01/22	State Funds Received	Gifts Received and Transfers	Investment Earnings (Loss)	Earnings Distributed ¹		
Lion Apparel, Inc. Fellowship Endowment	09/26/00	\$50,000	\$50,000	\$123,902	\$0	\$0	\$8,447	(\$4,727)	\$127,622	
Log-A-Load for Kids of Kentucky Fund	06/28/01	\$125,000	\$126,100	\$414,119	\$0	\$0	\$26,744	(\$73,185)	\$367,678	
Log-a-Load for Kids of Kentucky Fund No. 2	05/15/06	\$125,000	\$125,000	\$490,645	\$0	\$0	\$34,268	(\$519)	\$524,394	
Louise Harrison Shouse Endowed Graduate Fellowship Fund in Accountancy	12/12/05	\$175,000	\$175,000	\$429,590	\$0	\$0	\$33,370	(\$16,445)	\$446,515	
Louise Harrison Shouse Endowed Research Fund in Opera Studies	12/12/05	\$75,000	\$75,000	\$184,835	\$0	\$500	\$14,372	(\$7,075)	\$192,631	
Lucille Caudill Little Endowed Research Fund in Opera Studies	08/28/00	\$1,200,000	\$1,279,639	\$3,036,273	\$0	\$0	\$206,981	(\$115,832)	\$3,127,422	
Lucille Caudill Little Fine Arts Library & Learning Center Endowment Fund	05/01/01	\$1,500,000	\$1,510,060	\$4,657,587	\$0	\$0	\$362,972	(\$153,630)	\$4,866,929	
Lucille Caudill Little Performing Arts in Healthcare Program Fund	08/01/08	\$1,000,000	\$1,005,250	\$2,839,894	\$0	\$0	\$193,602	(\$108,345)	\$2,925,151	
Lucille Caudill Little Professorship/Chair in Music Therapy	10/29/10	\$300,000	\$300,130	\$779,986	\$0	\$0	\$53,172	(\$29,757)	\$803,401	
Lucille Caudill Little Research Endowment for Theatre	10/06/00	\$500,000	\$502,717	\$1,287,465	\$0	\$0	\$87,767	(\$49,117)	\$1,326,116	
MacAdam-Abrahams Observatory Fund	08/14/06	\$500,000	\$536,975	\$1,418,500	\$0	\$250	\$94,436	(\$103,499)	\$1,409,687	
Madeline F. James and Edith D. Gardner Chair in Cancer Research	10/10/02	\$492,086	\$492,143	\$1,349,880	\$0	\$0	\$94,621	\$0	\$1,444,502	
Major Endowed Research Fund in Veterinary Science2	12/09/98	\$1,825,881	\$10,000	\$2,325,757	\$0	\$0	\$158,605	(\$88,759)	\$2,395,602	
Marcia A. Dake Professorship in Nursing3	01/20/98	\$250,000	\$68,400	\$464,701	\$0	\$0	\$31,681	(\$17,730)	\$478,653	
Margaret Dorrance Strawbridge Foundation Translational Cancer Research Endowment	07/21/06	\$2,000,000	\$2,000,000	\$4,716,088	\$0	\$0	\$326,354	(\$72,562)	\$4,969,880	
Margaret Logan Colvin Chair in Lung Disease Research	05/02/98	\$663,900	\$669,152	\$1,824,076	\$0	\$0	\$127,491	\$0	\$1,951,568	
Marie Rich Professorship in Arts and Sciences	12/22/06	\$50,000	\$54,000	\$126,586	\$0	\$0	\$8,729	(\$3,985)	\$131,330	
Marion E. McKenna Professorship in Nursing Leadership	02/10/05	\$55,163	\$62,926	\$158,566	\$0	\$1,000	\$10,850	(\$6,068)	\$164,348	
Mark and Ruth Luckens Graduate Fellowships in Toxicology	04/01/02	\$50,000	\$50,000	\$180,339	\$0	\$0	\$12,311	(\$12,000)	\$180,650	
Mark Lee Gross M.D. Memorial Residency Fellowship in Ophthalmology	04/19/04	\$53,165	\$75,126	\$184,589	\$0	\$0	\$12,904	\$0	\$197,493	
Markey Cancer Center Chair in Clinical Research	07/25/00	\$1,000,000	\$1,000,000	\$2,499,537	\$0	\$0	\$172,744	(\$44,525)	\$2,627,756	
Markey Cancer Foundation Endowed Chair in Radiation Medicine	03/01/04	\$1,000,000	\$1,000,000	\$3,271,327	\$0	\$0	\$228,582	\$0	\$3,499,909	
Martha Davis Fellowship Fund	05/08/06	\$200,000	\$200,625	\$506,210	\$0	\$28,000	\$34,848	(\$44,000)	\$525,057	
Martin-Thacker Scholarships	07/31/98	\$100,397	\$100,398	\$314,546	\$0	\$0	\$21,600	(\$8,435)	\$327,711	

University of Kentucky
Endowment Match Program
Table 5: Components of Change in Endowment Market Value
During Fiscal Year 2022 - 2023

Endowment Name	Date Estab.	Prior to 07/01/22				During Fiscal Year 2022 - 2023				Market Value as of 06/30/23
		State Funds Received	Gifts Received	Market Value as of 07/01/22	State Funds Received	Gifts Received and Transfers	Investment Earnings (Loss)	Earnings Distributed ¹		
Mary Byron Scholars Program	12/31/04	\$50,000	\$50,000	\$179,735	\$0	\$0	\$12,560	\$0	\$192,295	
Mary Florence Jones Professorship in Neonatology	01/01/00	\$100,000	\$100,000	\$251,518	\$0	\$0	\$17,152	(\$9,599)	\$259,072	
Mary Rebecca Johnson Whidby Endowed Professorship Fund	05/15/02	\$51,000	\$53,566	\$191,110	\$0	\$0	\$14,845	(\$7,316)	\$198,640	
Max Steckler Fellowship Fund	11/19/04	\$1,749,284	\$1,753,166	\$4,470,962	\$0	\$0	\$304,807	(\$170,578)	\$4,605,191	
McDowell Cancer Foundation Chair in the Lucille P. Markey Cancer Center	07/25/00	\$1,000,000	\$1,030,100	\$3,216,311	\$0	\$0	\$224,774	\$0	\$3,441,085	
MCI WorldCom Graduate Fellowship	06/21/00	\$100,000	\$100,000	\$227,666	\$0	\$0	\$15,521	(\$8,686)	\$234,501	
Medical Alumni Association Scholarship Endowment Fund	06/12/02	\$676,832	\$894,901	\$2,019,779	\$0	\$16,276	\$137,408	(\$100,000)	\$2,073,463	
Merck Co., Inc. Pulmonary Medicine Professorship	02/08/99	\$100,000	\$100,000	\$243,181	\$0	\$0	\$16,579	(\$9,278)	\$250,482	
Michael A. Davis Thoracic Oncology Research Professorship	10/18/11	\$100,000	\$100,000	\$357,868	\$0	\$0	\$24,101	(\$30,305)	\$351,663	
Michael D. Rankin, M.D. Community Scholarship Endowment	09/10/08	\$450,000	\$466,420	\$1,362,261	\$0	\$10,006	\$105,537	(\$70,000)	\$1,407,804	
Mining Engineering Foundation Graduate Fellowship Fund	05/26/99	\$1,000,000	\$1,015,255	\$2,435,570	\$0	\$0	\$166,044	(\$92,923)	\$2,508,692	
Mitzi Strode Ovarian Cancer Research Endowment Fund	04/27/05	\$50,865	\$51,929	\$144,847	\$0	\$0	\$10,125	\$0	\$154,972	
Myrtle E. and Verle D. Nietzel Visiting Distinguished Faculty Endowment	11/22/04	\$50,000	\$62,994	\$150,546	\$0	\$0	\$10,263	(\$5,743)	\$155,065	
Nadine James Alzheimer's Disease Research Fund	05/04/99	\$150,000	\$150,000	\$461,486	\$0	\$0	\$32,358	\$0	\$493,844	
Neurology Research Chair	12/10/04	\$500,000	\$500,000	\$1,796,809	\$0	\$0	\$125,555	\$0	\$1,922,364	
Neurology Research Professorship No.1	03/29/05	\$50,000	\$64,603	\$185,910	\$0	\$0	\$12,993	\$0	\$198,902	
Neurology Research Professorship No.2	03/29/05	\$50,000	\$50,000	\$192,819	\$0	\$0	\$13,473	\$0	\$206,292	
Newman Foundation Research Fund in Catholic Studies	09/06/06	\$500,000	\$506,525	\$1,853,361	\$0	\$100	\$121,916	(\$142,686)	\$1,832,691	
Non-Tenured Faculty Research Enrichment Fund	01/28/99	\$150,000	\$150,000	\$402,324	\$0	\$0	\$27,570	(\$23,076)	\$406,818	
Northern Kentucky UK Alumni Club Fellowship Fund	11/15/01	\$50,000	\$60,000	\$148,934	\$0	\$0	\$10,154	(\$5,682)	\$153,405	
Otolaryngology Research Professorship Endowment	04/20/07	\$100,000	\$110,020	\$401,596	\$0	\$0	\$28,061	\$0	\$429,657	
Palmer Engineering Civil Engineering Laboratory Endowment	11/04/02	\$50,000	\$50,000	\$135,946	\$0	\$0	\$9,268	(\$5,187)	\$140,028	
Patient Quality, Safety and Rights Research Endowment	07/27/05	\$507,349	\$513,026	\$1,298,616	\$0	\$0	\$88,511	(\$49,533)	\$1,337,594	
Patrick F. Hagihara, MD Professorship/Chair in General Surgery	05/01/90	\$252,500	\$330,653	\$792,822	\$0	\$0	\$54,184	(\$30,323)	\$816,683	

University of Kentucky
 Endowment Match Program
Table 5: Components of Change in Endowment Market Value
 During Fiscal Year 2022 - 2023

Endowment Name	Date Estab.	Prior to 07/01/22					During Fiscal Year 2022 - 2023					Market Value as of 06/30/23
		State Funds Received	Gifts Received	Market Value as of 07/01/22	State Funds Received	Gifts Received and Transfers	Investment Earnings	Loss	Earnings Distributed ¹			
Patrick P. DeLuca Pharmaceutical Technology Professorship in the College of Pharmacy	11/28/00	\$129,400	\$315,265	\$761,916	\$0	\$0	\$51,872	(\$29,029)		\$784,759		
Patterson School of Diplomacy Fund for Excellence Graduate Intern Research Fellowship	01/26/99	\$74,300	\$115,264	\$284,522	\$0	\$1,500	\$19,469	(\$10,885)		\$294,606		
Paul A. Kearney, M.D., Endowed Chair in Trauma Surgery	10/28/08	\$1,000,000	\$1,000,000	\$2,685,003	\$0	\$0	\$183,048	(\$102,439)		\$2,765,612		
Paul A. Thornton Distinguished Professorship and Fellowship	08/28/00	\$350,000	\$607,250	\$1,126,511	\$0	\$0	\$76,784	(\$42,971)		\$1,160,324		
Paul Ashton Ophthalmology Research Fund	12/22/08	\$75,894	\$75,895	\$273,608	\$0	\$0	\$19,124	\$0		\$292,732		
Paul C. VanBooven Fellowship Endowment Fund	06/30/04	\$341,686	\$415,281	\$904,059	\$0	\$1,118	\$61,722	(\$34,510)		\$932,390		
Paul E. Miller and Judith Sebastian Miller Fellowship Endowment Fund	04/29/05	\$114,837	\$114,837	\$275,422	\$0	\$0	\$19,254	\$0		\$294,676		
Paul G. Blazer, Jr. Professorship in Stroke Research	08/24/98	\$250,000	\$273,532	\$807,445	\$0	\$0	\$56,435	\$0		\$863,880		
Paul Mellon Endowed Graduate Student Support2	04/04/00	\$0	\$1,750,000	\$2,328,345	\$0	\$0	\$158,782	(\$88,859)		\$2,398,268		
Paul Mellon Equine Research Endowment2	04/04/00	\$0	\$1,029,175	\$1,269,065	\$0	\$0	\$86,544	(\$48,433)		\$1,307,177		
Paul Mellon Post Doctoral Fellowship2	03/27/01	\$2,392,537	\$2,436	\$3,243,378	\$0	\$0	\$221,182	(\$123,779)		\$3,340,780		
Paul Parker Endowment Fund for Residency Training and Research	12/27/01	\$54,820	\$103,934	\$251,973	\$0	\$0	\$17,173	(\$9,610)		\$259,535		
Pediatric Exercise Physiology Laboratory Endowed Research Fund	05/13/05	\$225,000	\$238,580	\$657,279	\$0	\$0	\$44,369	(\$45,061)		\$656,586		
Peter Pearlman Fellowship	11/10/00	\$50,000	\$81,943	\$154,914	\$0	\$0	\$10,561	(\$5,910)		\$159,565		
Pharmaceutical Science Professorship and Research Endowment	12/21/06	\$50,000	\$50,000	\$126,556	\$0	\$0	\$8,645	(\$4,390)		\$130,812		
Pharmacy Practice and Science Endowed Fund for Excellence	01/23/03	\$131,400	\$131,400	\$594,826	\$0	\$0	\$46,184	(\$22,760)		\$618,250		
Physical Therapy Richard McDougall Alumni Professorship	01/22/07	\$67,133	\$67,633	\$166,852	\$0	\$0	\$11,369	(\$6,363)		\$171,858		
Pin Oak Stud Endowed Research Fund2	04/06/99	\$500,000	\$500,000	\$1,281,872	\$0	\$0	\$87,417	(\$48,921)		\$1,320,369		
PJC Board of Trustees Engineering Professorship	10/23/00	\$50,000	\$50,000	\$122,342	\$0	\$0	\$8,341	(\$4,668)		\$126,015		
President A.P.J. Abdul Kalam India Studies Endowment Fund	03/20/08	\$1,000,000	\$1,032,689	\$2,800,475	\$0	\$0	\$190,917	(\$106,843)		\$2,884,549		
PricewaterhouseCoopers LLP Professorship in Accounting	06/29/00	\$150,000	\$555,415	\$905,077	\$0	\$0	\$62,931	(\$10,849)		\$957,159		
Professorship for the Study of Complementary Healthcare	03/07/07	\$50,000	\$50,000	\$122,748	\$0	\$0	\$8,368	(\$4,683)		\$126,433		
Professorship in Pediatric Otolaryngology Surgery	06/28/04	\$100,000	\$591,500	\$1,070,786	\$0	\$330,000	\$104,796	\$0		\$1,505,582		
Professorship or Chair in Obstetrics and Gynecology	05/18/01	\$250,000	\$250,000	\$637,483	\$0	\$0	\$43,462	(\$24,323)		\$656,623		

University of Kentucky
 Endowment Match Program
Table 5: Components of Change in Endowment Market Value
 During Fiscal Year 2022 - 2023

Endowment Name	Date Estab.	Prior to 07/01/22				During Fiscal Year 2022 - 2023				Market Value as of 06/30/23
		State Funds Received	Gifts Received	Market Value as of 07/01/22	State Funds Received	Gifts Received and Transfers	Investment Earnings (Loss)	Earnings Distributed ¹		
Professorship or Chair of Urologic Surgical Research	10/23/84	\$1,000,000	\$1,000,000	\$2,571,474	\$0	\$0	\$177,846	(\$62,470)	\$2,686,850	
Psychiatry Endowed Professorship for the Addictions Fund	03/25/03	\$100,000	\$101,200	\$408,166	\$0	\$165,000	\$38,288	\$0	\$611,454	
R. C. Durr Civil Engineering Fellowship Fund	11/21/97	\$300,000	\$300,000	\$777,857	\$0	\$0	\$53,046	(\$29,686)	\$801,217	
R.C. Durr Chair in Alzheimer's Disease Research	07/10/03	\$500,000	\$500,000	\$1,500,507	\$0	\$0	\$104,934	(\$2,682)	\$1,602,760	
Ralph E. & Norma L. Edwards Research Professorship	01/14/02	\$100,493	\$100,494	\$266,409	\$0	\$0	\$18,204	(\$12,341)	\$272,273	
Randall G. Rowland, MD Endowment for Urologic Research	03/23/00	\$1,169,790	\$1,182,464	\$3,059,528	\$0	\$1,000	\$210,236	(\$121,588)	\$3,149,176	
Rast-Holbrook Research and Seminar Fund	12/26/01	\$55,455	\$82,463	\$189,820	\$0	\$950	\$13,161	(\$3,846)	\$200,085	
Raymond Civil Engineering Endowment Fund	09/08/98	\$2,000,000	\$2,000,000	\$5,175,767	\$0	\$0	\$358,998	(\$89,956)	\$5,444,809	
Real Estate Professorship Endowment	01/20/98	\$166,300	\$169,233	\$815,812	\$0	\$0	\$55,414	(\$53,767)	\$817,459	
Rebecca Cunningham Van Meter Endowment Fund	12/07/01	\$50,000	\$50,000	\$122,804	\$0	\$0	\$8,372	(\$4,685)	\$126,490	
Reese S. Terry Professorship in Electrical Engineering	08/25/00	\$100,000	\$100,048	\$239,518	\$0	\$0	\$16,329	(\$9,138)	\$246,709	
Regina Drury/Children's Miracle Network Chair in Pediatric Research	10/06/04	\$600,000	\$600,000	\$1,994,276	\$0	\$0	\$137,943	(\$51,750)	\$2,080,469	
Research Fund for the Prevention of Alcohol and Drug Abuse	04/02/01	\$50,000	\$50,000	\$173,049	\$0	\$0	\$12,092	\$0	\$185,141	
Rey M. Longyear Memorial Fund in Musicology	12/17/96	\$166,114	\$329,514	\$626,088	\$0	\$0	\$42,692	(\$23,892)	\$644,889	
Richard C. Hayden, III, M.D. Chair in Otolaryngology	04/24/07	\$150,000	\$961,684	\$1,743,026	\$0	\$50,000	\$123,595	(\$11,255)	\$1,905,366	
Richard G. Elliott, M.D. Professorship in Pediatrics	08/14/08	\$393,950	\$429,441	\$1,247,533	\$0	\$0	\$85,052	(\$47,597)	\$1,284,987	
Richard K. Brautigam Professorship in Juvenile, Criminal and Social Justice	10/19/01	\$50,000	\$56,462	\$154,793	\$0	\$0	\$12,311	\$0	\$167,104	
Richard W. Schwartz Commonwealth Professorship in Physician Leadership	01/19/01	\$250,000	\$250,000	\$792,890	\$0	\$0	\$55,403	\$0	\$848,293	
Robert and Jeanne Nyere Professorship in Epilepsy Research	11/25/05	\$125,000	\$148,066	\$456,163	\$0	\$0	\$31,858	(\$667)	\$487,353	
Robert E. Harding Jr. Professorship Fund	10/23/84	\$50,000	\$51,650	\$118,595	\$0	\$0	\$8,085	(\$4,525)	\$122,156	
Robert E. McNeil Endowed Research Fund	03/05/02	\$50,000	\$51,554	\$129,749	\$0	\$0	\$8,846	(\$4,950)	\$133,645	
Robert G. Lawson & William H. Fortune Professorships Endowment	12/31/02	\$85,680	\$98,030	\$233,815	\$0	\$100	\$15,943	(\$8,924)	\$240,934	
Robert G. Lawson Professorship	12/29/98	\$57,000	\$122,025	\$217,240	\$0	\$2,750	\$15,000	(\$8,344)	\$226,646	
Robert G. Luke, M.D. Research Chair of Nephrology	04/26/99	\$500,000	\$500,000	\$1,281,428	\$0	\$0	\$87,387	(\$48,904)	\$1,319,911	

**University of Kentucky
Endowment Match Program
Table 5: Components of Change in Endowment Market Value
During Fiscal Year 2022 - 2023**

Endowment Name	Date Estab.	Prior to 07/01/22				During Fiscal Year 2022 - 2023				Market Value as of 06/30/23
		State Funds Received	Gifts Received	Market Value as of 07/01/22	State Funds Received	Gifts Received and Transfers	Investment Earnings (Loss)	Earnings Distributed ¹		
Robert H. & Anna B. Culton Professorship	12/18/02	\$50,000	\$50,400	\$199,288	\$0	\$0	\$13,926	\$0	\$213,214	
Robert L. Bergen Professorship in Ophthalmology	10/23/84	\$200,000	\$200,000	\$516,464	\$0	\$0	\$35,210	(\$19,704)	\$531,970	
Robert L. Johnson Scholarship Fund	05/19/00	\$250,000	\$317,166	\$696,993	\$0	\$2,000	\$47,690	(\$26,500)	\$720,183	
Robert L. Lester Professorship in Biochemistry	10/18/00	\$52,000	\$72,000	\$181,158	\$0	\$0	\$14,281	(\$4,270)	\$191,169	
Robert Lynn Leininger Endowed Professorship in Furniture Design	03/01/07	\$50,000	\$50,050	\$121,768	\$0	\$0	\$8,301	(\$4,646)	\$125,424	
Robert M. Odear, '28, '30, Faculty Research Fund in Latin America	03/09/01	\$16,650	\$16,650	\$71,431	\$0	\$0	\$4,912	(\$3,527)	\$72,816	
Robert P. & Mildred A. Moores Alzheimer's Disease Research	01/23/01	\$350,000	\$380,698	\$921,125	\$0	\$0	\$62,816	(\$35,154)	\$948,788	
Robert Straus Professorship in Behavioral Science	04/19/00	\$50,000	\$51,150	\$158,935	\$0	\$0	\$10,835	(\$6,064)	\$163,706	
Robert T. & Nyle Y. McCowan Chair in Alzheimer's Research	01/16/04	\$848,849	\$848,849	\$2,361,319	\$0	\$0	\$164,403	(\$24,103)	\$2,501,619	
Rockcastle Hospital and Respiratory Care Center Fellowship	06/13/06	\$50,000	\$50,000	\$124,409	\$0	\$0	\$8,481	(\$4,747)	\$128,144	
Ronald Allen Forester & Nancy Smoot Forester Endowed Professorship Fund	12/05/00	\$50,000	\$52,300	\$142,716	\$0	\$0	\$9,974	\$0	\$152,690	
Ronald L. Akers Professorship in Criminology & Deviance Fund	06/07/00	\$100,000	\$100,000	\$290,700	\$0	\$0	\$20,326	\$0	\$311,026	
Rose Carol Shumate Professorship in Cancer Research	12/24/06	\$42,500	\$42,500	\$152,535	\$0	\$0	\$10,651	\$0	\$163,186	
Rosenthal Business & Economics Library Endowment	05/24/01	\$1,500,000	\$1,500,000	\$4,715,586	\$0	\$0	\$367,501	(\$155,547)	\$4,927,540	
Royster Research Professorship	06/03/01	\$50,000	\$164,600	\$289,655	\$0	\$0	\$19,814	(\$14,980)	\$294,488	
RPW Law Library Endowed Account	05/24/01	\$50,000	\$51,327	\$154,228	\$0	\$0	\$12,019	(\$5,087)	\$161,160	
S. Lawrence and Elizabeth Ritchey Yost Lea Professorship in Plant and Soil Science	04/17/09	\$180,000	\$180,000	\$524,480	\$0	\$0	\$35,756	(\$20,010)	\$540,226	
Saha Cardiovascular Research Center Fund	01/15/10	\$500,000	\$1,001,335	\$2,156,440	\$0	\$0	\$147,458	(\$110,299)	\$2,193,599	
Sally and David B. Stevens, M.D. Scholarship	06/22/04	\$50,000	\$883,954	\$1,087,018	\$0	\$0	\$74,132	(\$40,000)	\$1,121,150	
Sanders Brown Center on Aging Foundation Research Fund	02/01/07	\$52,500	\$120,308	\$338,430	\$0	\$5,298	\$22,822	(\$32,180)	\$334,370	
Sanders-Brown Center on Aging Foundation Research Development Fund	08/30/00	\$1,000,000	\$1,177,049	\$3,362,575	\$0	\$0	\$264,716	(\$90,562)	\$3,536,729	
Saylaway/Garbulinska Fund for Rheumatology Fellows Res & Ed	10/30/08	\$200,000	\$200,000	\$834,344	\$0	\$0	\$58,299	\$0	\$892,643	
Schutte Chair in Pharmaceutical Policy	12/18/06	\$1,000,000	\$1,341,624	\$3,542,926	\$0	\$0	\$247,554	\$0	\$3,790,479	
Scott D. Breckenridge Professorship in Intelligence Education	05/10/04	\$102,415	\$107,525	\$284,870	\$0	\$1,700	\$22,246	(\$10,932)	\$297,884	

University of Kentucky
Endowment Match Program
Table 5: Components of Change in Endowment Market Value
During Fiscal Year 2022 - 2023

Endowment Name	Date Estab.	Prior to 07/01/22					During Fiscal Year 2022 - 2023				
		State Funds Received	Gifts Received	Market Value as of 07/01/22	State Funds Received	Gifts Received and Transfers	Investment Earnings (Loss)	Earnings Distributed ¹	Market Value as of 06/30/23		
Secat-J.G. Morris Aluminum Professorship	04/11/02	\$50,000	\$52,260	\$148,596	\$0	\$0	\$11,543	(\$5,688)	\$154,450		
Spears Chair in Pharmac Genetics	05/10/11	\$200,000	\$461,776	\$1,128,429	\$0	\$0	\$76,903	(\$43,037)	\$1,162,296		
Spinal Cord & Brain Injury Chair No. 2	04/09/00	\$500,000	\$500,000	\$1,374,649	\$0	\$0	\$96,084	(\$36)	\$1,470,697		
Spinal Cord & Head Injury Chair No. 1	04/09/00	\$500,000	\$500,000	\$1,227,786	\$0	\$0	\$83,722	(\$46,853)	\$1,264,655		
Spinal Cord and Brain Injury Chair No. 3	04/09/00	\$500,000	\$500,000	\$1,341,115	\$0	\$0	\$92,979	(\$25,280)	\$1,408,813		
Spinal Cord and Brain Injury Chair No. 5	06/17/03	\$500,000	\$500,000	\$1,584,352	\$0	\$0	\$108,419	(\$77,069)	\$1,615,701		
Stanley Smith Dickson Professorship	05/17/06	\$500,000	\$500,000	\$1,093,603	\$0	\$0	\$74,556	(\$41,723)	\$1,126,436		
Stephen D. Quillen Memorial Fellowship Fund	07/10/06	\$60,000	\$60,000	\$150,728	\$0	\$0	\$10,468	(\$1,453)	\$159,743		
Stites & Harbison Professorship of Law	06/23/97	\$72,500	\$104,600	\$232,718	\$0	\$0	\$15,866	(\$8,879)	\$239,705		
Sue Fan Gooding Fund	10/18/96	\$80,115	\$110,447	\$233,638	\$0	\$0	\$15,927	(\$8,913)	\$240,652		
Susan Abbott-Jamieson Dissertation Research Fund in Anthropology	09/03/01	\$50,000	\$56,600	\$130,623	\$0	\$0	\$9,049	(\$4,031)	\$135,640		
Susan Ballard Lester Endowment	09/23/04	\$50,000	\$50,000	\$185,259	\$0	\$0	\$12,948	\$0	\$198,207		
Sutherland Professorship of Landscape Design	03/08/04	\$250,000	\$250,000	\$636,573	\$0	\$0	\$49,447	(\$24,368)	\$661,653		
Sweeney-Nelms Professorship in Alzheimer's Disease Research	12/05/05	\$60,000	\$72,000	\$179,292	\$0	\$0	\$12,571	\$0	\$191,863		
Swift/Longacre/Scaife Fellowship in Classics	06/09/09	\$54,189	\$88,170	\$188,913	\$0	\$1,500	\$12,600	(\$9,000)	\$194,013		
Sylvia Mansbach Endowed Chair in Alzheimer's Disease Research	04/02/01	\$500,000	\$531,464	\$1,360,231	\$0	\$0	\$90,292	(\$159,627)	\$1,290,896		
Research Professorship in Cancer Health Equity	04/14/04	\$120,875	\$406,871	\$604,192	\$0	\$25,000	\$42,177	(\$26,703)	\$644,667		
T. Marshall Hahn, Jr. Graduate Fellowship Fund	04/29/99	\$50,000	\$50,000	\$131,141	\$0	\$0	\$9,168	\$0	\$140,309		
T. Marshall Hahn, Jr. Professorship Fund in the College of Arts & Sciences	04/29/99	\$200,000	\$200,000	\$493,865	\$0	\$0	\$34,079	(\$19,268)	\$508,676		
Teresa Garbulinksa Music in HealthCare Fund	05/12/09	\$100,000	\$100,000	\$315,495	\$0	\$0	\$21,503	(\$12,034)	\$324,965		
Thomas B. & Bettie T. Deen Graduate Fellowship	04/30/08	\$50,000	\$50,000	\$132,670	\$0	\$0	\$9,045	(\$5,062)	\$136,653		
Thomas C. & Evelyn W. Finnie BS/MBA Graduate Fellowship Fund	04/27/99	\$520,316	\$666,591	\$1,520,602	\$0	\$0	\$103,663	(\$58,013)	\$1,566,253		
Thomas C. Robinson Graduate Fellowship Endowment	09/08/05	\$60,456	\$60,456	\$158,143	\$0	\$0	\$10,786	(\$6,036)	\$162,893		
Thomas D. Clark Professorship Fund	01/05/01	\$119,013	\$121,013	\$342,322	\$0	\$0	\$23,882	(\$1,285)	\$364,919		

**University of Kentucky
Endowment Match Program
Table 5: Components of Change in Endowment Market Value
During Fiscal Year 2022 - 2023**

Endowment Name	Date Estab.	Prior to 07/01/22					During Fiscal Year 2022 - 2023				
		State Funds Received	Gifts Received	Market Value as of 07/01/22	State Funds Received	Gifts Received and Transfers	Investment Earnings (Loss)	Earnings Distributed ¹	Market Value as of 06/30/23		
Thomas J. and Viva B. Timmons Graduate Fellowship Fund	08/17/06	\$320,000	\$444,487	\$895,013	\$0	\$0	\$61,017	(\$34,147)	\$921,884		
Thomas P. Lewis Professorship	04/23/99	\$100,000	\$111,548	\$247,750	\$0	\$0	\$16,889	(\$9,452)	\$255,188		
Toyota (Young) Library Endowment	05/24/01	\$1,000,000	\$1,000,000	\$3,125,115	\$0	\$0	\$243,544	(\$103,082)	\$3,265,577		
Toyota-IR4TD Research Fund	01/31/07	\$1,000,000	\$1,000,000	\$2,323,896	\$0	\$0	\$180,440	(\$88,921)	\$2,415,415		
Tracy Farmer Center for the Environment Endowment Fund	08/15/00	\$2,000,000	\$2,134,615	\$4,652,048	\$0	\$0	\$325,103	\$0	\$4,977,151		
Trane Company Graduate Fellowship	10/21/02	\$75,000	\$75,000	\$197,833	\$0	\$0	\$13,487	(\$7,548)	\$203,772		
Tri for Sight Eye Research Professorship	04/28/06	\$63,241	\$223,574	\$446,169	\$0	\$7,575	\$31,671	\$0	\$485,415		
TVA Power Engineering Endowment Fund	04/16/99	\$1,000,000	\$1,000,000	\$2,401,381	\$0	\$0	\$163,713	(\$91,618)	\$2,473,476		
Tyler Aaron Gill Professorship in Vascular Surgery ³	12/19/97	\$0	\$200,000	\$234,693	\$0	\$0	\$16,100	(\$6,740)	\$244,053		
U.S. Surgical Endowed Professorship in Pharmacy Administration	04/06/99	\$100,000	\$100,000	\$249,650	\$0	\$0	\$17,098	(\$7,797)	\$258,951		
UK College of Human Environmental Sciences Alumni Association Endowed Professorship	11/30/00	\$50,000	\$53,367	\$227,703	\$0	\$0	\$17,687	(\$8,716)	\$236,674		
UK Nursery/Landscape Research Endowment	10/12/99	\$34,200	\$34,571	\$86,638	\$0	\$0	\$5,907	(\$3,305)	\$89,239		
Ullin W. Leavell, MD Professorship in Dermatology	02/14/11	\$100,000	\$107,388	\$319,951	\$0	\$39,274	\$23,316	\$0	\$382,541		
University of Kentucky Association of Emeriti Faculty Endowed Fellowship Fund	04/17/02	\$50,000	\$155,263	\$254,502	\$0	\$7,062	\$17,744	(\$9,951)	\$269,356		
Office for Policy Studies on Violence Against Women, College of Arts & Sciences	10/03/03	\$20,608	\$23,177	\$67,802	\$0	\$0	\$3,658	\$0	\$71,460		
Ashley T. Judd Distinguished Graduate Fellowship	7/23/2021	\$111,928	\$138,073	\$411,361	\$0	\$0	\$23,195	\$0	\$434,557		
University of Kentucky Margaret Ingels Society of Women Engineers Graduate Fellowship Fund	09/01/99	\$25,000	\$25,000	\$62,301	\$0	\$0	\$4,247	(\$2,377)	\$64,172		
University of Kentucky Oral History Endowment Fund	03/29/04	\$679,740	\$778,713	\$1,946,078	\$0	\$1,050	\$149,789	(\$74,570)	\$2,022,347		
University of Kentucky Woman's Club Fund	10/07/03	\$100,000	\$103,050	\$287,234	\$0	\$500	\$19,630	(\$10,972)	\$296,393		
University Professorship in Allied Health	01/09/01	\$50,000	\$50,000	\$131,197	\$0	\$0	\$8,944	(\$5,005)	\$135,136		
University Professorship in Dentistry	12/06/00	\$50,000	\$50,000	\$126,095	\$0	\$0	\$8,596	(\$4,811)	\$129,881		
University Professorship in Graduate Medical Education	12/06/00	\$50,000	\$50,100	\$161,305	\$0	\$0	\$11,013	(\$5,897)	\$166,422		
University Professorship in Medicine	12/09/00	\$50,000	\$50,000	\$140,478	\$0	\$0	\$9,819	\$0	\$150,296		
University Professorship in Pharmacy	04/11/01	\$50,000	\$50,000	\$177,737	\$0	\$0	\$10,230	(\$5,725)	\$182,242		

**University of Kentucky
Endowment Match Program
Table 5: Components of Change in Endowment Market Value
During Fiscal Year 2022 - 2023**

Endowment Name	Date Estab.	Prior to 07/01/22				During Fiscal Year 2022 - 2023				Market Value as of 06/30/23
		State Funds Received	Gifts Received	Market Value as of 07/01/22	State Funds Received	Gifts Received	Investment Earnings (Loss)	Earnings Distributed ¹		
USEC Inc. Graduate Fellowship	09/27/02	\$50,000	\$50,000	\$133,681	\$0	\$0	\$9,114	(\$5,100)	\$137,694	
Vaughn & Melton Graduate Fellowship in Civil Engineering	04/26/01	\$100,000	\$107,788	\$255,377	\$0	\$0	\$17,410	(\$9,743)	\$263,043	
Verizon Communications Graduate Fellowship	12/15/99	\$900,000	\$900,203	\$2,226,899	\$0	\$0	\$154,344	(\$86,375)	\$2,294,868	
Verizon Wireless Chair on Studies on Violence Against Women	12/31/04	\$500,000	\$500,000	\$1,302,451	\$0	\$0	\$88,777	(\$49,682)	\$1,341,546	
Vernon R. Wiehe Endowed Professorship in Family Violence	05/16/00	\$50,000	\$50,445	\$169,021	\$0	\$0	\$13,442	\$0	\$182,463	
Violet Irene Eads Research Fund for Eye Tissue in the Lions Eye Bank of Lexington	11/08/01	\$56,000	\$61,574	\$256,363	\$0	\$0	\$17,913	\$0	\$274,276	
Virginia T. Barrow Chair in Brain Disease Research	10/27/06	\$1,191,972	\$1,248,866	\$2,950,785	\$0	\$0	\$201,170	(\$112,580)	\$3,039,375	
Von Allmen School of Accountancy Fellowship	04/29/00	\$1,000,000	\$1,000,415	\$2,317,220	\$0	\$0	\$157,976	(\$88,408)	\$2,386,788	
Von Allmen School of Accountancy Research Support	04/29/00	\$2,000,000	\$2,000,180	\$4,978,453	\$0	\$0	\$343,607	(\$145,876)	\$5,176,184	
W. Hugh Peel Collection	08/14/86	\$200,000	\$226,000	\$832,749	\$0	\$0	\$56,768	(\$31,769)	\$857,749	
W. T. Young STM Library Endowment Fund	03/08/01	\$12,998,356	\$12,998,506	\$40,963,571	\$0	\$50	\$3,192,331	(\$1,351,174)	\$42,804,778	
W.T. Young Library Endowment Fund	03/07/00	\$5,770,332	\$5,993,097	\$18,346,337	\$0	\$0	\$1,429,745	(\$605,149)	\$19,170,933	
Wallace Charles Hill Graduate Fellowship in Administration and Supervision	05/18/99	\$50,000	\$50,000	\$120,606	\$0	\$77,761	\$10,695	(\$3,902)	\$205,160	
Wallace Charles Hill Professorship in Rehabilitation Counseling	05/18/99	\$50,000	\$50,000	\$132,628	\$0	\$94,843	\$13,898	(\$4,512)	\$236,858	
Wendell H. Ford Endowed Professorship	03/07/00	\$590,410	\$603,127	\$1,677,592	\$0	\$0	\$114,363	(\$64,001)	\$1,727,955	
Werner F. S. Schmitt Professorship in Aging and Neurobehavior	11/30/05	\$146,485	\$238,606	\$741,720	\$0	\$6,000	\$52,006	\$0	\$799,726	
Whalen Graduate Fellowship Fund	08/15/00	\$500,000	\$500,320	\$1,138,464	\$0	\$0	\$77,618	(\$43,437)	\$1,172,645	
Wilbur E. Chelgren Professorship in Accounting	06/02/00	\$125,000	\$125,000	\$336,938	\$0	\$0	\$23,547	\$0	\$360,486	
William A. Marquard Chair in Cancer Research	11/29/04	\$750,000	\$771,393	\$2,077,421	\$0	\$0	\$145,176	\$0	\$2,222,596	
William Baxter Jennings Fellowship Endowment Fund	06/01/04	\$64,225	\$88,790	\$184,895	\$0	\$50	\$12,607	(\$7,055)	\$190,497	
William H. Otis and Marquita Sivils Otis Professorship in Gerontology and Intergenerational Social Work	03/14/07	\$50,000	\$54,450	\$167,175	\$0	\$0	\$10,955	(\$7,500)	\$170,630	
William H. Ray Professorship	04/27/07	\$47,655	\$47,655	\$101,520	\$0	\$0	\$6,918	(\$3,872)	\$104,566	
William J. Tuggle & Nina B. Tuggle Professorship in English	03/06/97	\$300,000	\$300,000	\$759,601	\$0	\$0	\$52,100	(\$23,117)	\$788,584	
William R. Markesbery, MD Chair in Neurotrauma Research	04/09/00	\$500,000	\$500,000	\$1,172,566	\$0	\$0	\$81,045	(\$15,082)	\$1,238,529	

University of Kentucky
 Endowment Match Program
 Table 5: Components of Change in Endowment Market Value
 During Fiscal Year 2022 - 2023

Endowment Name	Date Estab.	Prior to 07/01/22				During Fiscal Year 2022 - 2023				Market Value as of 06/30/23
		State Funds Received	Gifts Received	Market Value as of 07/01/22	State Funds Received	Gifts Received and Transfers	Investment Earnings (Loss)	Earnings Distributed ¹		
William Robert Mills Chair in Equine Infectious Diseases ²	12/09/98	\$0	\$3,355,208	\$4,844,217	\$0	\$0	\$330,357	(\$184,877)	\$4,989,697	
William Stamps Farish Fund Chair in Cancer Research	09/01/04	\$1,000,000	\$1,000,000	\$2,839,732	\$0	\$0	\$196,373	(\$69,900)	\$2,966,205	
William Stamps Farish Fund Chair in Plastic Surgery	02/16/05	\$1,000,000	\$1,000,000	\$2,351,778	\$0	\$0	\$160,331	(\$89,725)	\$2,422,384	
William T. Bryan Endowed Chair in History	12/08/98	\$500,000	\$508,848	\$1,326,141	\$0	\$0	\$90,288	(\$52,427)	\$1,364,002	
William T. Bryan Endowed Chair in Public Finance in the Martin School	12/08/98	\$500,000	\$508,848	\$1,312,401	\$0	\$0	\$89,499	(\$50,086)	\$1,351,814	
William T. Bryan Endowed Chair in Public Finance in the Martin School	11/08/05	\$125,000	\$125,000	\$315,010	\$0	\$0	\$21,482	(\$12,022)	\$324,470	
William T. Bryan Endowed Chair in Spanish	12/08/98	\$500,000	\$508,848	\$1,327,591	\$0	\$0	\$91,890	(\$19,814)	\$1,399,667	
William T. Bryan Endowed Chair in Special Education	12/08/98	\$500,000	\$508,848	\$1,431,903	\$0	\$0	\$98,431	(\$56,102)	\$1,474,233	
William T. Bryan Endowed Chair in Vocal Music	12/08/98	\$500,000	\$508,848	\$1,312,400	\$0	\$0	\$89,499	(\$50,086)	\$1,351,813	
William T. Bryan Endowed Professorship in Materials Engineering	12/08/98	\$125,000	\$125,000	\$315,010	\$0	\$0	\$21,482	(\$12,022)	\$324,470	
William T. Bryan Library Endowment Fund	08/24/00	\$750,000	\$770,220	\$2,388,738	\$0	\$0	\$186,157	(\$78,792)	\$2,496,103	
William T. Bryan University Chair	12/08/98	\$500,000	\$508,848	\$1,437,480	\$0	\$0	\$98,032	(\$54,861)	\$1,480,650	
William T. Young Endowed Chair	04/12/02	\$500,000	\$500,000	\$1,409,068	\$0	\$0	\$98,500	\$0	\$1,507,569	
William T. Young Library Endowment for Markey Cancer Center	05/24/01	\$1,500,000	\$1,500,000	\$4,712,601	\$0	\$0	\$367,259	(\$155,445)	\$4,924,415	
William T. Young Library Endowment for Saunders Brown Center on Aging	05/24/01	\$1,000,000	\$1,000,000	\$3,014,361	\$0	\$0	\$234,913	(\$99,428)	\$3,149,845	
Women's Circle Endowment	07/31/06	\$503,718	\$513,042	\$1,182,062	\$0	\$0	\$80,572	(\$45,090)	\$1,217,544	
Wyatt, Tarrant & Combs Professorship of Law II	04/01/99	\$60,000	\$60,000	\$139,653	\$0	\$0	\$9,521	(\$5,328)	\$143,845	
Zantker Charitable Foundation Professorship in Judaic Studies	11/08/00	\$473,350	\$490,550	\$1,393,397	\$0	\$0	\$109,650	(\$32,510)	\$1,470,537	
Zantker Foundation Professorship in Jewish Literature, Culture, and History	10/20/05	\$250,000	\$250,000	\$644,882	\$0	\$0	\$44,624	(\$9,978)	\$679,529	
Zimmer Endowment for Orthopaedic Research	03/21/01	\$300,000	\$300,000	\$747,576	\$0	\$0	\$50,965	(\$28,521)	\$770,020	
Existing RCTF Funded Endowments Sub-Total		\$213,597,359	\$237,641,896	\$618,687,735	\$0	\$2,384,742	\$43,729,557	(\$18,777,807)	\$646,024,227	
Grand Total		\$213,597,359	\$237,641,896	\$618,687,735	\$0	\$7,178,502	\$43,927,983	(\$18,777,807)	\$651,016,413	

NOTES TO TABLE 5

¹ Net of reinvestment of prior year spending distributions.
² State funds and matching gifts recorded in different funds. See attached Footnote 2 schedule.
³ State funds and matching gifts recorded in different funds. See attached Footnote 3 schedule.

Note 2: The following table is a summary of all activity in the accounts related to the Schlaikjer gifts and pledges to clearly identify state and gift funds received.

Endowment Name	Date Estab.	Prior to 07/01/22				During Fiscal Year 2022 - 2023			
		State Funds Received	Gifts Received	Market Value as of 07/01/22	State Funds Received	Gifts Received and Transfers	Investment Earnings (Loss)	Earnings Distributed ¹	Market Value of 06/30/23
0705121800 Albert G. Clay Endowed Chair in Equine Reproduction	12/09/98	\$3,250,000	\$24,225	\$5,530,603	\$0	\$0	\$376,978	(\$210,967)	\$5,696,614
0705165700 Jes & Clementine Schlaikjer Professorship - I	06/11/02	\$0	\$256,515	\$392,332	\$0	\$0	\$26,738	(\$14,963)	\$404,107
0705165800 Jes & Clementine Schlaikjer Professorship - II	06/11/02	\$0	\$253,538	\$410,367	\$0	\$0	\$27,965	(\$15,650)	\$422,682
0705122000 Jes E. and Clementine Mills Schlaikjer Chair in Equine Infectious Diseases	12/09/98	\$0	\$3,467,208	\$5,186,768	\$0	\$0	\$353,621	(\$197,896)	\$5,342,493
0705122300 John A. Morris Library Endowed Research and Mission Support Fund	12/09/98	\$1,000,000	\$0	\$1,263,020	\$0	\$0	\$86,131	(\$48,201)	\$1,300,950
0705121700 John S. & Elizabeth A. Knight Chair Endowment Supplement	12/09/98	\$1,716,000	\$249,657	\$2,685,700	\$0	\$0	\$183,096	(\$102,465)	\$2,766,330
0705119800 Major Endowed Research Fund in Veterinary Science	12/09/98	\$1,825,881	\$10,000	\$2,325,757	\$0	\$0	\$158,605	(\$88,759)	\$2,395,602
0705159500 Paul Mellon Endowed Graduate Student Support	04/04/00	\$0	\$1,750,000	\$2,328,345	\$0	\$0	\$158,782	(\$88,859)	\$2,398,268
0705159400 Paul Mellon Equine Research Endowment	04/04/00	\$0	\$1,029,175	\$1,269,065	\$0	\$0	\$86,544	(\$48,433)	\$1,307,177
0705149700 Paul Mellon Post Doctorial Fellowship	03/27/01	\$2,392,537	\$2,436	\$3,243,378	\$0	\$0	\$221,182	(\$123,779)	\$3,340,780
0705122200 Pin Oak Stud Endowed Research Fund	04/06/99	\$500,000	\$500,000	\$1,281,872	\$0	\$0	\$87,417	(\$48,921)	\$1,320,369
0705122100 William Robert Mills Chair in Equine Infectious Diseases	12/09/98	\$0	\$3,355,208	\$4,844,217	\$0	\$0	\$330,357	(\$184,877)	\$4,989,697
Total		\$10,684,418	\$10,897,962	\$30,761,425	\$0	\$0	\$2,097,416	(\$1,173,771)	\$31,685,07

NOTES TO TABLE 5

Note 3: The following table is a summary of all activity in the accounts related to the Gill gifts and pledges to clearly identify state and gift funds received.

Endowment Name	Date Estab.	Prior to 07/01/22			During Fiscal Year 2022 - 2023			Market Value of 06/30/23	
		State Funds Received	Gifts Received	Market Value as of 07/01/22	State Funds Received	Gifts Received and Transfers	Investment Earnings (Loss)		Earnings Distributed ¹
0705130700 Alvin L. Morris Professorship in Oral Health Research	01/20/98	\$200,000	\$200	\$237,278	\$0	\$0	\$16,176	(\$9,053)	\$244,402
0705128200 Gill Foundation Chair in Preventive Cardiology	01/20/98	\$0	\$1,000,000	\$1,574,059	\$0	\$0	\$108,588	(\$46,847)	\$1,635,800
0705133000 Gill Foundation Professorship in Interventional Cardiology	12/19/97	\$0	\$200,225	\$225,402	\$0	\$0	\$15,367	(\$8,600)	\$232,169
0705164800 Gill Heart Institute Endowment	12/26/02	\$0	\$1,168,759	\$1,600,480	\$0	\$0	\$110,843	(\$43,413)	\$1,667,910
0705131200 Harry B. Kostenbauder Professorship in Pharmacy	04/24/02	\$200,000	\$36,075	\$336,420	\$0	\$0	\$22,931	(\$12,833)	\$346,518
0705128100 Jack M. Gill Chair in Internal Medicine	01/20/98	\$1,000,000	\$0	\$1,216,072	\$0	\$0	\$82,905	(\$46,396)	\$1,252,582
0705121100 Jacqueline A. Noonan - CMN Research Chair in Pediatrics	12/08/08	\$1,000,000	\$1,002,276	\$3,206,023	\$0	\$0	\$223,099	(\$30,700)	\$3,398,422
0705130400 Jacqueline A. Noonan Professorship in Pediatrics	01/20/98	\$200,000	\$305,990	\$630,476	\$0	\$0	\$44,033	\$0	\$674,509
0705132800 Jason Alexander Gill Professorship in Cardiothoracic Surgery	12/19/97	\$0	\$200,000	\$292,547	\$0	\$0	\$20,447	\$0	\$312,994
0705132900 Jefferson Morris Gill, Ph.D. Professorship in Cardiology	12/19/97	\$0	\$200,000	\$260,395	\$0	\$0	\$17,752	(\$9,935)	\$268,213
0705114400 Jennifer Gill Roberts Professorship in Pediatric Cardiology	12/19/97	\$0	\$200,000	\$285,112	\$0	\$0	\$19,642	(\$9,524)	\$295,231
0705134200 Joseph Hamburg Professorship in Rehabilitation Sciences	01/20/98	\$200,000	\$0	\$243,562	\$0	\$0	\$16,605	(\$9,292)	\$250,874
0705130900 Linda C. Gill Chair in Nursing	01/20/98	\$1,000,000	\$500	\$1,188,057	\$0	\$0	\$80,995	(\$45,327)	\$1,223,725
0705131000 Marcia A. Dake Professorship in Nursing	01/20/98	\$250,000	\$68,400	\$464,701	\$0	\$0	\$31,681	(\$17,730)	\$478,653
0705132700 Tyler Aaron Gill Professorship in Vascular Surgery	12/19/97	\$0	\$200,000	\$234,693	\$0	\$0	\$16,100	(\$6,740)	\$244,053
Total		\$4,050,000	\$4,582,424	\$11,995,278	\$0	\$0	\$827,165	(\$296,388)	\$12,526,05



UNIVERSITY OF KENTUCKY

UNIVERSITY BUDGET OFFICE

2365 Harrodsburg Road, Suite B150, Lexington, KY 40504 | 859 257-1841 | uky.edu/ubo
An Equal Opportunity Employer