












Weekly Reading Log

For first graders, we would like you to read or be read to 20 minutes each night (Monday – Thursday). This year we want to celebrate the awesome reading skills that our families practice at home. Below are different activities that students may want to do with their family and count it as reading for 20 minutes. Every week you must have 4 squares colored in. Don't forget to have a parent comment!

<p>Follow a recipe with your family and help cook!</p>  <p style="text-align: right;"><input type="checkbox"/></p>	<p>Play a game with your family and read or tell the directions.</p>  <p style="text-align: right;"><input type="checkbox"/></p>	<p>Read or be read to for 20 minutes.</p>  <p style="text-align: right;"><input type="checkbox"/></p>	<p>Make a shopping list with your family.</p>  <p style="text-align: right;"><input type="checkbox"/></p>
<p>Storytelling: Listen to someone tell a family story and then retell the story in your own words.</p>  <p style="text-align: right;"><input type="checkbox"/></p>	<p>Read or be read to for 20 minutes.</p>  <p style="text-align: right;"><input type="checkbox"/></p>	<p>Build a model or a craft that includes reading directions.</p>  <p style="text-align: right;"><input type="checkbox"/></p>	<p>Storytelling: Listen to a family story and draw a picture to go with it.</p>  <p style="text-align: right;"><input type="checkbox"/></p>
<p>Listen to a recording of a story (storylineonline.net is a good place to start).</p>  <p style="text-align: right;"><input type="checkbox"/></p>	<p>Look for coupons for items your family needs. Sort them in a way that makes sense to you.</p>  <p style="text-align: right;"><input type="checkbox"/></p>	<p>Attend a religious or community event with your family.</p>  <p style="text-align: right;"><input type="checkbox"/></p>	<p>Your own reading/writing idea</p> <p>_____</p> <p>_____</p> <p>_____</p> <p>_____</p> <p style="text-align: right;"><input type="checkbox"/></p>

We are trying something new, please let us know what you think of our plan!